

STATIVE VERBS AND DYNAMIC VERBS

Stative Verb or Dynamic Verb? Write the verbs in the correct places

Stative Verbs

- agree
- understand
- cook
- appear
- walk
- suppose
- drive
- hate
- want
- need
- love
- watch
- seem
- paint
- swim
- touch
- belong
- believe
- drink
- bring
- promise
- sleep
- matter
- like
- run
- wash
- know
- imagine
- climb
- own
- cry
- open
- prefer
- carry
- read
- play
- sound
- dislike
- rest

Dynamic Verbs

ANSWER KEY

Stative Verbs

- dislike
- own
- know
- matter
- belong
- love
- want
- hate
- agree
- understand
- appear
- suppose
- need
- seem
- believe
- promise
- like
- imagine
- prefer
- sound

Dynamic Verbs

- walk
- watch
- paint
- swim
- drink
- bring
- wash
- climb
- open
- carry
- play
- cook
- drive
- speak
- touch
- sleep
- run
- cry
- read
- rest

SUBJECT AND VERB AGREEMENT



Fill in the blanks with the appropriate forms of the verbs in brackets.

1. There _____ (be) some butter on the plate but there _____ (be) no eggs left in the fridge.
2. One of my colleagues _____ (have) spoken to the boss about the promotions.
3. Judy and Cindy _____ (be) going to meet and do some shopping this Saturday.
4. Anny as well as her brother _____ (have) attended the university exam.
5. Each of my uncles _____ (want) to buy a big house with a garden in Newcastle.
6. Three of the doctors in this hospital _____ (have) gone abroad for a cruise holiday.
7. Not only my uncles but also my aunt Susan _____ (be) coming to see me.
8. Rice and meatballs, my favourite dish _____ (be) being served in this restaurant.
9. A large number of students _____ (have) bought tickets for the rock concert.
10. Fifteen days _____ (be) not a long time for a camping holiday.
11. Physics _____ (be) the most difficult subject at highschool.
12. The doctor and the patient's parents both _____ (expect) an improvement.
13. Richard _____ (have) always been one of my best students.
14. It is James not Peter and George that _____ (want) to be a student at Harvard University.
15. The Petersons' dog _____ (bark) whenever I pass in front of their house.
16. A great amount of money _____ (be) needed for the new conference hall.
17. Raising cattles _____ (have) always been the most popular occupation in the country.
18. Somebody _____ (have) telephoned and asked for you. I told him that you were out.
19. Of all the carpenters in the town, Chris _____ (do) the best work.

Circle the correct verbs in brackets so that there is an agreement between the subject and verbs.

1. Everybody (has, have) finished the race.
2. Sandy (get, gets) up early on weekdays.
3. Some of the students (is, are) reading books.
4. Peter as well as Tom (has, have) attended the meeting.
5. The Johnsons (is, are) moving to Darlington next month.
6. Each of the students (is-are) interested in photography club's activities.
7. The teacher and his son (has-have) come to the school trip.
8. 80% of teenagers (want-wants) to run their own business.
9. The members of the parliament but not the president (has-have) agreed on the project.
10. It is Brian not the other boys that (has-have) finished reading the story.
11. It is not the teachers but the school director who (agree-agrees) with cutting down the huge tree in the school garden.
12. Twenty plus forty-eight (is-are) sixty-eight.
13. A pair of sunglasses (is-are) just for £10 here in this new shopping center.
14. There (is-are) no apples left in the fridge. Can you buy a few kilos?
15. There (is-are) no milk in the bottle. I will drink orange juice then.
16. Neither of the schoolboys (was-were) tired after a two hour football match.
17. Somebody (has-have) stolen my purse. It was on the table but I can't find it now.
18. Mary (don't-doesn't) know how to play the flute.
19. The timetable for the tournament matches (has-have) been changed because of the harsh weather conditions.
20. A high percentage of the people (was-were) sleeping when the earthquake happened.

SUBJECT AND VERB AGREEMENT



Fill in the blanks with the appropriate forms of the verbs in brackets.

1. There is (be) some butter on the plate but there are (be) no eggs left in the fridge.
2. One of my colleagues has (have) spoken to the boss about the promotions.
3. Judy and Cindy are (be) going to meet and do some shopping this Saturday.
4. Anny as well as her brother has (have) attended the university exam.
5. Each of my uncles wants (want) to buy a big house with a garden in Newcastle.
6. Three of the doctors in this hospital have (have) gone abroad for a cruise holiday.
7. Not only my uncles but also my aunt Susan is (be) coming to see me.
8. Rice and meatballs, my favourite dish is (be) being served in this restaurant.
9. A large number of students has (have) bought tickets for the rock concert.
10. Fifteen days is (be) not a long time for a camping holiday.
11. Physics is (be) the most difficult subject at high school.
12. The doctor and the patient's parents both expect (expect) an improvement.
13. Richard has (have) always been one of my best students.
14. It is James not Peter and George that wants (want) to be a student at Harvard University.
15. The Petersons' dog barks (bark) whenever I pass in front of their house.
16. A great amount of money is (be) needed for the new conference hall.
17. Raising cattles has (have) always been the most popular occupation in the country.
18. Somebody has (have) telephoned and asked for you. I told him that you were out.
19. Of all the carpenters in the town, Chris does (do) the best work.

Circle the correct verbs in brackets so that there is an agreement between the subject and verbs.

1. Everybody (has, have) finished the race.
2. Sandy (get, gets) up early on weekdays.
3. Some of the students (is, are) reading books.
4. Peter as well as Tom (has, have) attended the meeting.
5. The Johnsons (is, are) moving to Darlington next month.
6. Each of the students (is-are) interested in photography club's activities.
7. The teacher and his son (has-have) come to the school trip.
8. 80% of teenagers (want-wants) to run their own business.
9. The members of the parliament but not the president (has-have) agreed on the project.
10. It is Brian not the other boys that (has-have) finished reading the story.
11. It is not the teachers but the school director who (agree-agrees) with cutting down the huge tree in the school garden.
12. Twenty plus forty-eight (is-are) sixty-eight.
13. A pair of sunglasses (is-are) just for £10 here in this new shopping center.
14. There (is-are) no apples left in the fridge. Can you buy a few kilos?
15. There (is-are) no milk in the bottle. I will drink orange juice then.
16. Neither of the schoolboys (was-were) tired after a two hour football match.
17. Somebody (has-have) stolen my purse. It was on the table but I can't find it now.
18. Mary (don't-doesn't) know how to play the flute.
19. The timetable for the tournament matches (has-have) been changed because of the harsh weather conditions.
20. A high percentage of the people (was-were) sleeping when the earthquake happened.



SUBJECT VERB AGREEMENT MULTIPLE CHOICE

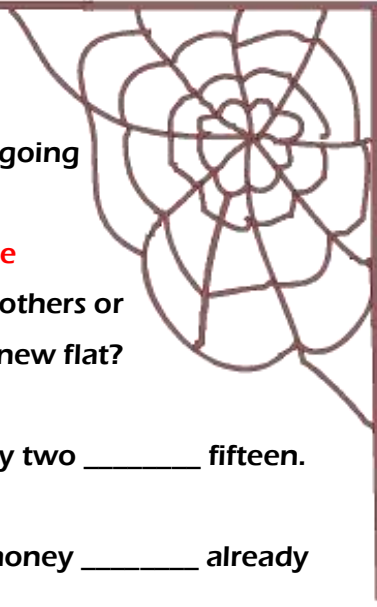
Circle the correct answer and fill in the blanks

- 1) Everyone _____ finished reading the fairy tale.
a) has b) have
- 2) Some of the students _____ left the classroom for lunch.
a) has b) have
- 3) Nobody _____ come for the party yet. We're still waiting.
a) has b) have
- 4) Somebody _____ spilt tea on the table cloth.
a) has b) have
- 5) Each of the teachers _____ willing to attend the meeting at the weekend.
a) are b) is
- 6) Neither of the two students _____ in the library now.
a) is b) are
- 7) A pair of jeans _____ in the bathroom.
a) is b) are
- 8) My glasses _____ on the table this morning.
a) was b) were
- 9) Mathematics _____ considered to be a difficult school subject among students.
a) is b) are
- 10) Five and seven _____ twelve.
a) is b) are
- 11) It's not the teachers but the director of the school who _____ on the course schedule.
a) decide b) decides
- 12) Forty percent of the milk _____ been sold since the morning.
a) has b) have
- 13) It is only Mike, not his classmates that _____ lunch in the classroom.
a) eat b) eats
- 14) Everyone at the supermarket _____ looking for the missing girl.
a) was b) were
- 15) Either my uncle or my grandparents _____ going to buy me a laptop.
a) is b) are
- 16) _____ either your brothers or mother going to buy a new flat?
a) is b) are
- 17) Six times five divided by two _____ fifteen.
a) is b) are
- 18) Three fifths of all the money _____ already been spent.
a) has b) have
- 19) Some of the children in the playground _____ playing hide and seek.
a) is b) are
- 20) One fifth of the corn field _____ destroyed by the grasshoppers.
a) was b) were
- 21) The students but not their teacher _____ decided to go for a picnic.
a) has b) have
- 22) Half of the soldiers _____ marching through the mountains.
a) was b) were
- 23) Somebody _____ left his car in front of mine. I can't go anywhere.
a) has b) have
- 24) Some of the fruit cake _____ gone.
a) is b) are
- 25) One of the women in the dance hall _____ just fainted.
a) has b) have
- 26) _____ either your aunts or your mother at home at the moment?
a) is b) are
- 27) The club _____ meeting for the sixth time this evening.
a) is b) are
- 28) Here _____ two pencils for you.
a) is b) are



SUBJECT VERB AGREEMENT MULTIPLE CHOICE ANSWER KEY

Circle the correct answer and fill in the blanks



- 1) Everyone _____ finished reading the fairy tale.
a) has b) have
- 2) Some of the students _____ left the classroom for lunch.
a) has b) have
- 3) Nobody _____ come for the party yet. We're still waiting.
a) has b) have
- 4) Somebody _____ spilt tea on the table cloth.
a) has b) have
- 5) Each of the teachers _____ willing to attend the meeting at the weekend.
a) are b) is
- 6) Neither of the two students _____ in the library now.
a) is b) are
- 7) A pair of jeans _____ in the bathroom.
a) is b) are
- 8) My glasses _____ on the table this morning.
a) was b) were
- 9) Mathematics _____ considered to be a difficult school subject among students.
a) is b) are
- 10) Five and seven _____ twelve.
a) is b) are
- 11) It's not the teachers but the director of the school who _____ on the course schedule.
a) decide b) decides
- 12) Forty percent of the milk _____ been sold since the morning.
a) has b) have
- 13) It is only Mike, not his classmates that _____ lunch in the classroom.
a) eat b) eats
- 14) Everyone at the supermarket _____ looking for the missing girl.
a) was b) were
- 15) Either my uncle or my grandparents _____ going to buy me a laptop.
a) is b) are
- 16) _____ either your brothers or mother going to buy a new flat?
a) is b) are
- 17) Six times five divided by two _____ fifteen.
a) is b) are
- 18) Three fifths of all the money _____ already been spent.
a) has b) have
- 19) Some of the children in the playground _____ playing hide and seek.
a) is b) are
- 20) One fifth of the corn field _____ destroyed by the grasshoppers.
a) was b) were
- 21) The students but not their teacher _____ decided to go for a picnic.
a) has b) have
- 22) Half of the soldiers _____ marching through the mountains.
a) was b) were
- 23) Somebody _____ left his car in front of mine. I can't go anywhere.
a) has b) have
- 24) Some of the fruit cake _____ gone.
a) is b) are
- 25) One of the women in the dance hall _____ just fainted.
a) has b) have
- 26) _____ either your aunts or your mother at home at the moment?
a) is b) are
- 27) The club _____ meeting for the sixth time this evening.
a) is b) are
- 28) Here _____ two pencils for you.
a) is b) are

SUBJECT VERB AGREEMENT GRAMMAR RULES

1 If the subject is singular , the verb must be singular.If the subject is plural , the verb must be plural.

The boy **is** playing. / The boys **are** playing.

3 If two or more singular subjects are connected with "or" or "nor" , the verb must be singular.

Mollie or Linda **is** organising the music.

5 The verb must agree with the subject , not with the phrase between the subject and the verb.

One of the students **is** missing.

The students who read that story **are** few.

The president,as well as members of parliament **is** ready for the elections.

The man in brown shoes **is** running.

7 Some words end with "s" ,but they are actually singular,so you must use a singular verb after them. (mathematics,measles, news,phonetics)

The news **is** bad for all the family members.

Phonetics **is** the study of sounds.

9 After the nouns like "trousers,pants, glasses,tweezers,shears,scissors,sunglasses , you must use a plural verb.

His glasses **are** cool , aren't they?

Sally's trousers **are** made in Turkey.

Your sunglasses really **look** perfect on you.

10 If the subject is a collective noun , you can use both a singular or a plural verb depending on the meaning.If you are referring a collective nouns as a unit ,then use a singular verb.If you are referring the members instead , use a plural verbs.

The flock **is** migrating to the south.

The orchestra **plays** only on special days.

The orchestra **are** leaving the party.

2 If two or more singular subjects are connected with "and" , the verb must be plural.

The dog and the cat **are** having lunch.

4 If the subjects include both singular and plural nouns connected with "or" or "nor" , the verb must agree with the subject that is closer to it.

The Johnsons or Sue **is** coming for dinner.

Sue or Johnsons **are** coming for dinner.

6 After the words "anybody,anyone, everybody,everyone,somebody,someone,nobody,no one,each,each one,either,neither" , you must use a singular verb.

Everyone **is** coming to the birthday party.

Somebody **is** knocking the front door.

8 The word "money" is always singular and must be followed by a singular verb.When you use currencies " dollars,pounds,euros etc." , you may use a singular or plural noun depending on the meaning.If you are talking about the amount of money , you must use a singular verb.But if you are referring to the currency itself , you must use a plural verb.

A lot of money **is** needed for our school.

Ten pounds **is** good for a weekly pocket money.

11 If the subject is singular and followed by some expressions like "with,including, accompanied by,in addition to,as well as" , we use a singular verbs.If the subject is plural , we use a plural verb.

The teacher,as well as his students, **is** going to visit the museum.

The major,accompanied by his children, **is** doing some shopping.

Those toys,including the red car, **are** old.



THE SUBORDINATE CLAUSE



1. _____ he finished his homework he played his guitar and sang.

- a) although b) after
- c) so that d) unless

2. _____ Brenda washed the dishes , Asley dusted the furniture.

- a) while b) because
- c) unless d) in order that

3. _____ it was raining heavily , she refused to get in the car. She was really angry.

- a) even if b) because
- c) so that d) although

4. Rachel decided to sunbathe on the beach _____ the sand was yellow as gold.

- a) wherever b) whereas
- c) where d) whether

5. My father will buy me a playstation _____ I finish highschool.

- a) though b) why
- c) once d) whereas

6. I will lend you my bicycle _____ you promise to give it back before Thursday.

- a) even if b) provided that
- c) before d) until

7. Those t-shirts are both cheap and nice. You can buy _____ you want.

- a) whichever b) wherever
- c) whomever d) whoever

8. _____ comes first in the song contest will win the golden microphone.

- a) whichever b) whoever
- c) whomever d) wherever

9. _____ reading novels James prefers reading short stories.

- a) even though b) provided that
- c) in order that d) rather than

10. _____ you give my blue pencil back , I will go and talk to the teacher.

- a) even though b) because
- c) unless d) whereas

11. Don't forget to check the electricity and gas _____ you leave for your cruise holiday.

- a) after b) although
- c) unless d) before

12. Sandra will never forgive you _____ you apologise a thousand times.

- a) even if b) even though
- c) in order that d) rather than

13. Take a taxi right now _____ you can get to the meeting on time.

- a) so that b) provided that
- c) rather than d) whether

14. Mary says she doesn't know _____ her parents will move to Cambridge.

- a) while b) whether
- c) because d) where

15. Uncle Sammy has got three violins _____ he doesn't know how to play them.

- a) provided that b) unless
- c) even though d) because

16. _____ people cut a lot of trees there won't be enough oxygen to breathe.

- a) though b) even if
- c) before d) if

THE SUBORDINATE CLAUSE ANSWER KEY

1. _____ he finished his homework he played his guitar and sang.

- a) although **b) after**
c) so that d) unless

2. _____ Brenda washed the dishes , Asley dusted the furniture.

- a) while** b) because
c) unless d) in order that

3. _____ it was raining heavily , she refused to get in the car. She was really angry.

- a) even if b) because
c) so that **d) although**

4. Rachel decided to sunbathe on the beach _____ the sand was yellow as gold.

- a) wherever b) whereas
c) where d) whether

5. My father will buy me a playstation _____ I finish highschool.

- a) though b) why
c) once d) whereas

6. I will lend you my bicycle _____ you promise to give it back before Thursday.

- a) even if **b) provided that**
c) before d) until

7. Those t-shirts are both cheap and nice. You can buy _____ you want.

- a) whichever** b) wherever
c) whomever d) whoever

8. _____ comes first in the song contest will win the golden microphone.

- a) whichever **b) whoever**
c) whomever d) wherever

9. _____ reading novels James prefers reading short stories.

- a) even though b) provided that
c) in order that **d) rather than**

10. _____ you give my blue pencil back , I will go and talk to the teacher.

- a) even though b) because
c) unless d) whereas

11. Don't forget to check the electricity and gas _____ you leave for your cruise holiday.

- a) after b) although
c) unless **d) before**

12. Sandra will never forgive you _____ you apologise a thousand times.

- a) even if** b) even though
c) in order that d) rather than

13. Take a taxi right now _____ you can get to the meeting on time.

- a) so that** b) provided that
c) rather than d) whether

14. Mary says she doesn't know _____ her parents will move to Cambridge.

- a) while **b) whether**
c) because d) where

15. Uncle Sammy has got three violins _____ he doesn't know how to play them.

- a) provided that b) unless
c) even though d) because

16. _____ people cut a lot of trees there won't be enough oxygen to breathe.

- a) though b) even if
c) before **d) if**

ALTHOUGH OR DESPITE? EXPRESSING CONTRAST

Fill in the blanks with "although" or "despite" to complete the sentences



1. _____ Mrs. Parker does exercises every morning, she can't lose much weight.



2. _____ the terrible accident he had, Mr. Johnson only had a broken arm.



3. _____ there was no school and it was holiday, David woke up early in the morning.



4. _____ they shared everything as friends, they usually talked behind each other's back.



5. _____ the heavy rain, there were a lot of people out in the city center yesterday.



6. _____ Simon had only one toy, he was very happy to play with it.



7. _____ it's being small and expensive Mrs. Pearson decided to buy the house in Rose Street.



8. _____ Claire had a lot of homework to do, she talked to her friend all night.



9. _____ Pamela and Thomas were on a strict diet, they both had chocolate ice-cream.



10. _____ the loud music at the party last night, Fanny and Anny could talk to each other.



11. _____ his being hardworking and successful, the company didn't give him a promotion.



12. _____ Steven can't see anything, he can find all the shops in the town alone.



13. _____ attending the course only a few times, Rose and Mark could dance perfectly.



14. _____ Brian was very good at playing basketball, the coach didn't accept him for school team.



15. _____ working for long hours every day, William liked his job at the company.



16. _____ the bell for the lesson has already rung, Sue is still skipping rope in the school garden.

ALTHOUGH OR DESPITE? EXPRESSING CONTRAST ANSWER KEY

Fill in the blanks with "although" or "despite" to complete the sentences



1. **Although** Mrs. Parker does exercises every morning, she can't lose much weight.



2. **Despite** the terrible accident he had, Mr. Johnson only had a broken arm.



3. **Although** there was no school and it was holiday, David woke up early in the morning.



4. **Although** they shared everything as friends, they usually talked behind each other's back.




5. **Despite** the heavy rain, there were a lot of people out in the city center yesterday.



6. **Although** Simon had only one toy, he was very happy to play with it.



7. **Despite** it's being small and expensive Mrs. Pearson decided to buy the house in Rose Street.



8. **Although** Claire had a lot of homework to do, she talked to her friend all night.



9. **Although** Pamela and Thomas were on a strict diet, they both had chocolate ice-cream.



10. **Despite** the loud music at the party last night, Fanny and Anny could talk to each other.



11. **Despite** his being hardworking and successful, the company didn't give him a promotion.



12. **Although** Steven can't see anything, he can find all the shops in the town alone.



13. **Despite** attending the course only a few times, Rose and Mark could dance perfectly.



14. **Although** Brian was very good at playing basketball, the coach didn't accept him for school team.



15. **Despite** working for long hours every day, William liked his job at the company.



16. **Although** the bell for the lesson has already rung, Sue is still skipping rope in the school garden.

SPORTS VERBS PICTURE DICTIONARY



kick



bounce



climb



catch



dive



swim



fight



throw



jump




ride



run



hit



stretch



lift



swing



serve



shoot



dribble



skate



surf

SPORTS VERBS MATCHING

Choose the correct words from the list below and write them under the correct pictures

- kick
- bounce
- climb
- catch
- dive

- swim
- fight
- throw
- jump
- ride

- run
- hit
- stretch
- lift
- swing

- serve
- shoot
- dribble
- skate
- surf



SPORTS VERBS MATCHING ANSWER KEY

Choose the correct words from the list below and write them under the correct pictures

- kick
- bounce
- climb
- catch
- dive

- swim
- fight
- throw
- jump
- ride

- run
- hit
- stretch
- lift
- swing

- serve
- shoot
- dribble
- skate
- surf



bounce



hit



surf



swim



serve




jump



throw




shoot



catch



lift



fight



swing



stretch



climb



skate



run



dive



dribble



kick











ride

SPORTS VERBS WORD SEARCH PUZZLE

Find and circle the words in the word search puzzle and number the pictures


s	u	r	f	o	a	p	d	c	l	i	m	b	z	f
c	h	i	t	r	c	r	r	j	s	w	w	k	r	w
y	g	b	h	u	c	m	i	v	e	h	n	k	h	c
s	h	o	o	t	w	k	b	v	r	i	d	e	z	a
o	e	u	j	s	c	u	b	v	v	p	j	t	s	t
h	s	n	d	t	p	y	l	r	e	x	s	u	r	c
e	w	c	a	r	e	h	e	k	m	v	w	x	k	h
e	h	e	n	e	h	h	u	z	j	k	i	c	k	s
f	i	g	h	t	j	u	m	p	u	u	m	h	r	w
t	u	r	v	c	f	g	z	w	d	l	a	i	y	d
h	h	r	b	h	f	d	q	s	f	s	k	a	t	e
r	u	n	a	l	g	j	j	w	d	d	j	e	z	z
o	y	u	a	e	i	h	l	i	f	t	b	q	c	x
w	o	w	d	c	y	z	t	n	j	d	f	h	f	g
d	y	r	d	i	v	e	n	g	w	p	d	j	z	u

1. kick
2. bounce
3. climb
4. catch
5. dive
6. swim
7. fight
8. throw
9. jump
10. ride
11. run
12. hit
13. stretch
14. lift
15. swing
16. serve
17. shoot
18. dribble
19. skate
20. surf







SPORTS VERBS WORD SEARCH PUZZLE ANSWER KEY

Find and circle the words in the word search puzzle and number the pictures



1. kick
2. bounce
3. climb
4. catch
5. dive
6. swim
7. fight
8. throw
9. jump
10. ride
11. run
12. hit
13. stretch
14. lift
15. swing
16. serve
17. shoot
18. dribble
19. skate
20. surf



SPORTS VERBS CROSSWORD PUZZLE

Look at the numbers on the pictures and write the sports verbs vocabulary in the crossword puzzle

7

9

6

18

11

10

13

17

8

4

12

15

16

17

18

3

12

2

15

13

14

16

5

1

ANSWER KEY

Across

- 1. surf
- 5. dive
- 6. run
- 9. bounce
- 11. climb
- 12. skate
- 13. stretch
- 16. throw
- 17. jump
- 18. fight

Down

- 2. ride
- 3. serve
- 4. dribble
- 7. kick
- 8. lift
- 10. hit
- 12. shoot
- 13. swim
- 14. catch
- 15. swing

SPORTS VERBS MISSING LETTERS IN WORDS

Write the missing letters in the boxes to complete the sports verbs vocabulary


k_ck



cl_mb



b__nc_



c_tch




d_v_



sw_m



f_ght



thr_w



r_n



j_mp



r_d_



h_t



l_ft



sw_ng



str_tch



s_rv_



sk_t_




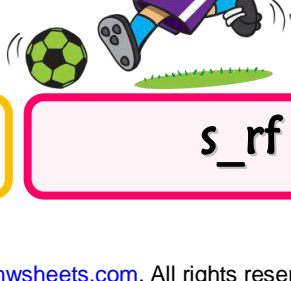
dr_bbl_



sh__t



s_rf



SPORTS VERBS MISSING LETTERS IN WORDS ANSWER KEY

Write the missing letters in the boxes to complete the sports verbs vocabulary


kick



climb



bounce



cach



dive



swim



fight



throw



run



jump



ride



hit




lift



swing



stretch



serve



skate




dribble



shoot










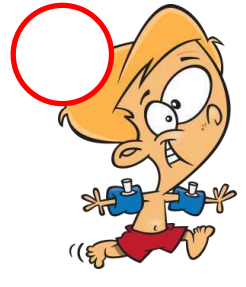




surf



SPORTS VERBS UNSCRAMBLE THE WORDS


Unscramble the sports verbs vocabulary and number the pictures



1. ikkc
2. nru
3. beucno
4. hti
5. mlbci
6. ctrehst
7. htcca
8. ftill
9. idve
10. wgnis
11. smiw
12. esrve
13. thigf
14. tsoho
15. wthor
16. bbrdlie
17. ujmp
18. tsake
19. irde
20. rufs

SPORTS VERBS UNSCRAMBLE THE WORDS ANSWER KEY

Unscramble the sports verbs vocabulary and number the pictures







1. ikkc
2. nru
3. beucno
4. hti
5. mlbci
6. ctrehst
7. htcca
8. ftil

- kick
- run
- bounce
- hit
- climb
- stretch
- catch
- lift



9. idve
10. wgnis
11. smiw
12. esrve
13. thigf
14. tsoho
15. whtor
16. bbrdlie
17. ujmp
18. tsake
19. irde
20. rufs

- dive
- swing
- swim
- serve
- fight
- shoot
- throw
- dribble
- jump
- skate
- ride
- surf




SPORTS VERBS MULTIPLE CHOICE TEST

Look at the pictures, choose and circle the correct option.




- a) throw
- b) swing
- c) bounce



- a) jump
- b) hit
- c) fight



- a) serve
- b) catch
- c) surf



- a) lift
- b) shoot
- c) swim



- a) climb
- b) serve
- c) fight



- a) catch
- b) skate
- c) jump



- a) stretch
- b) lift
- c) throw




- a) shoot
- b) swing
- c) run




- a) skate
- b) catch
- c) dribble




- a) run
- b) lift
- c) kick



- a) fight
- b) ride
- c) climb



- a) stretch
- b) dive
- c) swing



- a) kick
- b) stretch
- c) bounce




- a) climb
- b) ride
- c) surf



- a) dribble
- b) swim
- c) skate



- a) hit
- b) run
- c) dive



- a) dive
- b) throw
- c) hit



- a) surf
- b) dribble
- c) serve



- a) swim
- b) jump
- c) kick



- a) bounce
- b) shoot
- c) ride

SPORTS VERBS MULTIPLE CHOICE TEST ANSWER KEY

TEST 1

- 1) c
- 2) b
- 3) c
- 4) c
- 5) b
- 6) c
- 7) c
- 8) a
- 9) b
- 10) b
- 11) a
- 12) c
- 13) b
- 14) a
- 15) c
- 16) b
- 17) a
- 18) b
- 19) c
- 20) c



kick



bounce



climb




catch



dive



swim



fight



throw




jump



ride



run



hit



stretch



lift



swing



serve



shoot



dribble



skate



surf













































kick

Copyright © 05/04/2021 englishworksheets.com. All rights reserved.



bounce

Copyright © 05/04/2021 englishworksheets.com. All rights reserved.



climb

Copyright © 05/04/2021 englishworksheets.com. All rights reserved.



catch

Copyright © 05/04/2021 englishworksheets.com. All rights reserved.




dive

Copyright © 05/04/2021 englishworksheets.com. All rights reserved.



swim

Copyright © 05/04/2021 englishworksheets.com. All rights reserved.



fight

Copyright © 05/04/2021 englishworksheets.com. All rights reserved.



throw

Copyright © 05/04/2021 englishworksheets.com. All rights reserved.



jump

Copyright © 05/04/2021 englishworksheets.com. All rights reserved.




ride

Copyright © 05/04/2021 englishworksheets.com. All rights reserved.



run

Copyright © 05/04/2021 englishworksheets.com. All rights reserved.



hit

Copyright © 05/04/2021 englishworksheets.com. All rights reserved.



stretch

Copyright © 05/04/2021 englishworksheets.com. All rights reserved.



lift

Copyright © 05/04/2021 englishworksheets.com. All rights reserved.



swing

Copyright © 05/04/2021 englishworksheets.com. All rights reserved.



serve

Copyright © 05/04/2021 englishworksheets.com. All rights reserved.



shoot

Copyright © 05/04/2021 englishworksheets.com. All rights reserved.



dribble

Copyright © 05/04/2021 englishworksheets.com. All rights reserved.



skate


Copyright © 05/04/2021 englishworksheets.com. All rights reserved.



surf

Copyright © 05/04/2021 englishworksheets.com. All rights reserved.

SPORTS VERBS FIDGET SPINNER GAME




- Cut a small arrow from paper or craft foam and stick it onto the fidget spinner as your pointer.
- Place the fidget spinner in the middle of the vocabulary circle.
- Spin it and say the word quickly!

SPORTS VERBS FIDGET SPINNER GAME



- Cut a small arrow from paper or craft foam and stick it onto the fidget spinner as your pointer.
- Place the fidget spinner in the middle of the vocabulary circle.
- Spin it and say the word quickly!




kick



bounce



climb



catch



dive



swim




fight



throw




jump



ride



run



hit



stretch



lift



swing



serve



shoot



dribble



skate




surf

SEASONS: SPRING PICTURE DICTIONARY



gardening



rainbow



seeding



Easter



blossom




shower



umbrella




raincoat



lamb




grass




flowers



bee



butterfly



bunny



spring
cleaning



planting

SEASONS: SPRING PICTURE DICTIONARY



gardening



rainbow



seeding



Easter



blossom




shower



umbrella



raincoat



lamb




grass




flowers



bee



butterfly



bunny




spring
cleaning



planting

SPRING VOCABULARY MATCHING WORKSHEET

Choose the correct words from the list below and write them under the correct pictures




WORD LIST

- gardening
- rainbow
- seeding
- Easter
- blossom
- shower
- umbrella
- raincoat
- lamb
- grass
- flowers
- bee
- butterfly
- bunny
- spring cleaning
- planting









SPRING VOCABULARY MATCHING WORKSHEET ANSWER KEY

Choose the correct words from the list below and write them under the correct pictures




seeding



bee



umbrella



butterfly

WORD LIST

- gardening
- rainbow
- seeding
- Easter
- blossom
- shower
- umbrella
- raincoat
- lamb
- grass
- flowers
- bee
- butterfly
- bunny
- spring cleaning
- planting



grass




gardening



spring cleaning



blossom




flowers



rainbow



raincoat



bunny



shower



planting



Easter








lamb

SPRING VOCABULARY WORD SEARCH PUZZLE

Find and circle the words in the word search puzzle and number the pictures

h	w	b	e	e	f	v	b	r	g	q	r	i	h	y
u	m	b	r	e	l	l	a	a	r	t	s	x	g	s
g	t	u	e	g	o	q	r	i	a	n	p	m	h	b
l	b	t	z	x	w	i	a	n	s	p	r	k	u	x
k	l	t	i	f	e	i	i	b	s	y	i	s	f	t
l	o	e	y	n	r	q	r	o	x	o	n	z	y	m
f	s	r	e	f	s	e	w	w	f	t	g	v	n	p
v	s	f	r	x	j	o	r	a	i	n	c	o	a	t
m	o	l	x	l	e	a	s	t	e	r	l	y	u	d
r	m	y	s	e	e	d	i	n	g	s	e	a	r	z
y	u	k	k	t	z	z	x	q	f	h	a	r	x	b
j	d	r	i	x	m	v	t	c	p	o	n	n	v	u
r	g	a	r	d	e	n	i	n	g	w	i	w	o	n
m	i	p	l	a	n	t	i	n	g	e	n	v	s	n
z	t	i	q	b	l	a	m	b	k	r	g	f	a	y



1. gardening
2. rainbow
3. seeding
4. Easter
5. blossom
6. shower
7. umbrella
8. raincoat
9. lamb
10. grass
11. flowers
12. bee
13. butterfly
14. bunny
15. spring cleaning
16. planting

SPRING VOCABULARY WORD SEARCH PUZZLE ANSWER KEY

Find and circle the words in the word search puzzle and number the pictures

h	w	b	e	e	f	v	b	r	g	q	r	i	h	y
u	m	b	r	e	l	l	a	a	r	t	s	x	g	s
g	t	u	e	g	o	q	r	i	a	n	p	m	h	b
l	b	t	z	x	w	i	a	n	s	p	r	k	u	x
k	l	t	i	f	e	i	i	b	s	y	i	s	f	t
l	o	e	y	n	r	q	r	o	x	o	n	z	y	m
f	s	r	e	f	s	e	w	w	f	t	g	v	n	p
v	s	f	r	x	j	o	r	a	i	n	c	o	a	t
m	o	l	x	l	e	a	s	t	e	r	l	y	u	d
r	m	y	s	e	e	d	i	n	g	s	e	a	r	z
y	u	k	k	t	z	z	x	q	f	h	a	r	x	b
j	d	r	i	x	m	v	t	c	p	o	n	n	v	u
r	g	a	r	d	e	n	i	n	g	w	i	w	o	n
m	i	p	l	a	n	t	i	n	g	e	n	v	s	n
z	t	i	q	b	l	a	m	b	k	r	g	f	a	y

1. gardening
2. rainbow
3. seeding
4. Easter
5. blossom
6. shower
7. umbrella
8. raincoat
9. lamb
10. grass
11. flowers
12. bee
13. butterfly
14. bunny
15. spring cleaning
16. planting



15



7



10



3



13



12




8




14



5



2



11




1




6



16



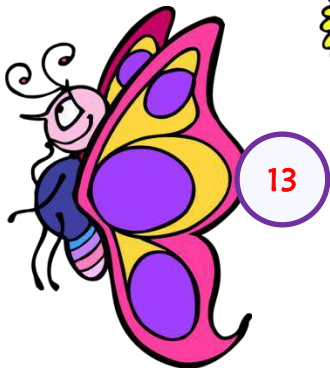
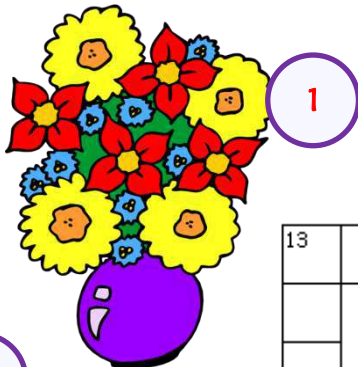
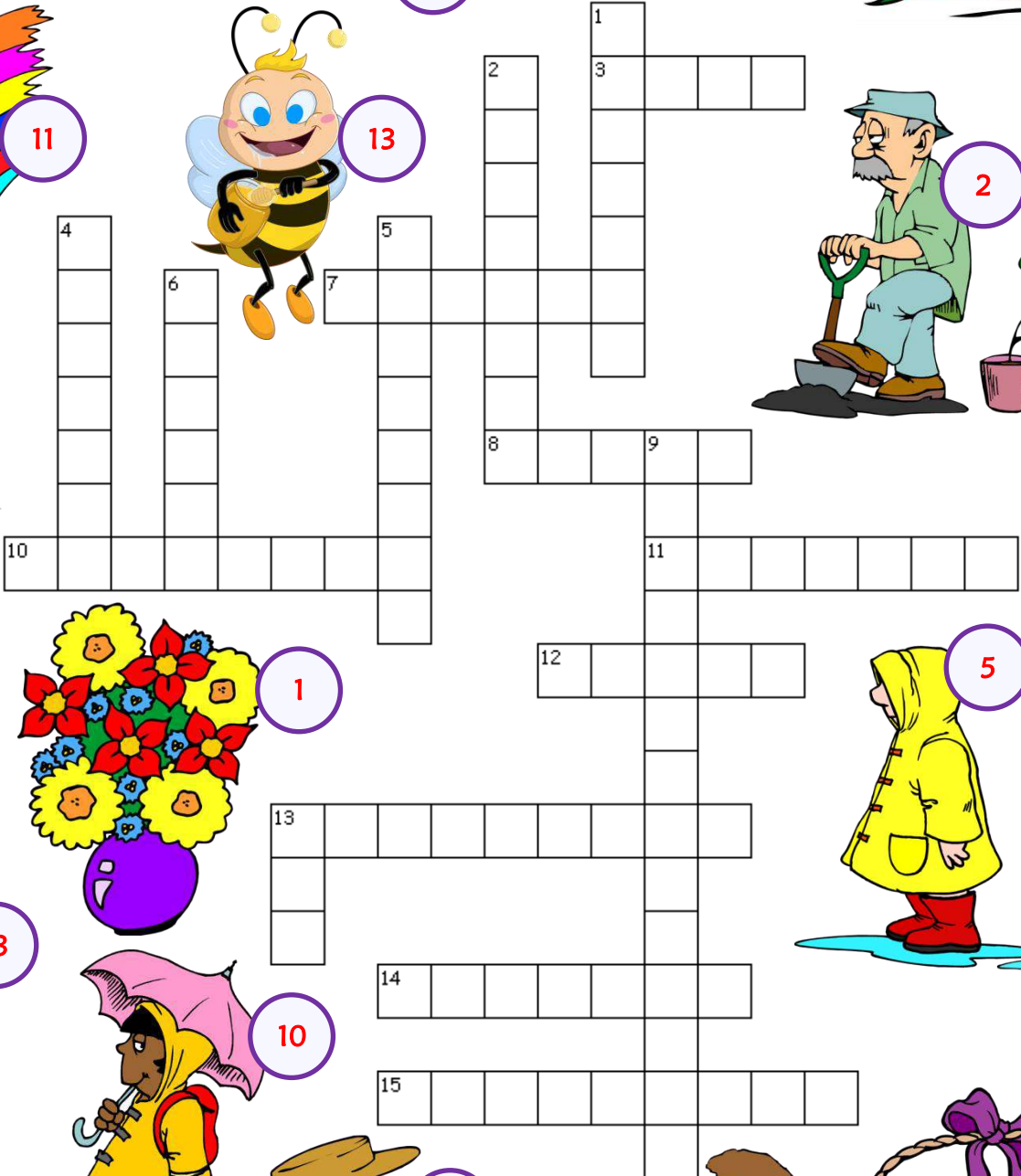





4



9

SPRING ESL CROSSWORD PUZZLE

Look at the numbers on the pictures and write the spring vocabulary in the crossword puzzle



ANSWER KEY

Across

- 3. lamb
- 7. Easter
- 8. grass
- 10. umbrella
- 11. rainbow
- 12. bunny
- 13. butterfly
- 14. seeding
- 15. gardening

Down

- 1. flowers
- 2. planting
- 4. blossom
- 5. raincoat
- 6. shower
- 9. spring cleaning
- 13. bee

SPRING MISSING LETTERS IN WORDS

Write the missing letters in the boxes to complete the spring vocabulary



r _ _ n b _ w

g _ r d _ n _ n g



s _ _ d _ n g



_ _ s t _ r



s h _ w _ r


_ m b r _ l l _



r _ _ n c _ _ t




b l _ s s _ m



l _ m b


f l _ w _ r s



p l _ n t _ n g




g r _ s s



b _ n n y

b _ t t _ r f l y



s p r _ n g c l _ _ n _ n g



b _ _

SPRING MISSING LETTERS IN WORDS ANSWER KEY

Write the missing letters in the boxes to complete the spring vocabulary



rainbow

garening



seeding



Easter



shower

umbrella




raincoat




blossom



flowers




lamb



planting




grass



bunny

butterfly



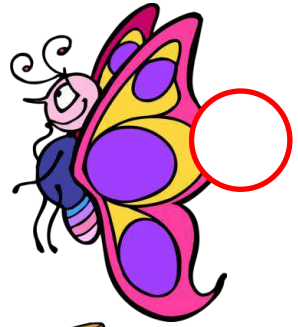

spring cleaning



bee

SPRING UNSCRAMBLE THE WORDS

Unscramble the spring vocabulary and number the pictures



1. degninagr

2. iawborn

3. egsnide

4. tEeras

5. osslmob

6. eshrwo

7. emulabrl

8. coartnai

9. blam

10. srsag

11. olsfrwe










12. eeb

13. yttuferbl

14. unbyn

15. rsnipg egincnal

16. anltnpig



SPRING UNSCRAMBLE THE WORDS ANSWER KEY


Unscramble the spring vocabulary and number the pictures



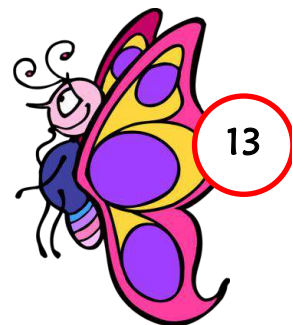
5



7



9



13



1

1. degninagr

gardening

2. iawborn

rainbow

3. egside

seeding

4. tEeras

Easter

5. osslmob

blossom

6. eshrwo

shower

7. emulabrl

umbrella

8. coartnai

raincoat

9. blam

lamb

10. srsag

grass

11. olsfrwe

flowers

12. eeb

bee

13. yttuferbl

butterfly

14. unbyn


bunny

15. rsnipg egincnal

spring cleaning

16. anltnpig


planting



10



15



11



16



4



6




3




12



8



14




2

SPRING MULTIPLE CHOICE TEST

Look at the pictures, choose and circle the correct option.



- a) umbrella
- b) bee
- c) gardening
- d) spring cleaning



- a) raincoat
- b) rainbow
- c) flowers
- d) butterfly




- a) blossom
- b) lamb
- c) bunny
- d) seeding



- a) shower
- b) Easter
- c) planting
- d) grass



- a) Easter
- b) bee
- c) planting
- d) blossom




- a) gardening
- b) butterfly
- c) shower
- d) lamb



- a) grass
- b) umbrella
- c) rainbow
- d) bunny




- a) flowers
- b) raincoat
- c) seeding
- d) talk




- a) rainbow
- b) lamb
- c) bunny
- d) shower



- a) Easter
- b) blossom
- c) grass
- d) butterfly




- a) planting
- b) raincoat
- c) flowers
- d) seeding



- a) bee
- b) spring cleaning
- c) gardening
- d) umbrella



- a) seeding
- b) butterfly
- c) raincoat
- d) flowers



- a) bunny
- b) seeding
- c) umbrella
- d) lamb



- a) spring cleaning
- b) gardening
- c) blossom
- d) grass



- a) rainbow
- b) shower
- c) bee
- d) planting


SPRING MULTIPLE CHOICE TEST ANSWER KEY

TEST 1

- 1) c
- 2) b
- 3) d
- 4) b
- 5) d
- 6) c
- 7) b
- 8) b
- 9) b
- 10) c
- 11) c
- 12) a
- 13) b
- 14) a
- 15) a
- 16) d



gardening



rainbow



seeding



Easter



blossom



shower



umbrella




raincoat



lamb




grass




flowers



bee



butterfly



bunny




spring cleaning



planting







































gardening

Copyright © 16/11/2019 englishsheets.com. All rights reserved.



rainbow

Copyright © 16/11/2019 englishsheets.com. All rights reserved.



seeding

Copyright © 16/11/2019 englishsheets.com. All rights reserved.



Easter

Copyright © 16/11/2019 englishsheets.com. All rights reserved.



blossom

Copyright © 16/11/2019 englishsheets.com. All rights reserved.



shower

Copyright © 16/11/2019 englishsheets.com. All rights reserved.



umbrella

Copyright © 16/11/2019 englishsheets.com. All rights reserved.



raincoat

Copyright © 16/11/2019 englishsheets.com. All rights reserved.




lamb

Copyright © 16/11/2019 englishsheets.com. All rights reserved.



grass

Copyright © 16/11/2019 englishsheets.com. All rights reserved.




flowers

Copyright © 16/11/2019 englishsheets.com. All rights reserved.




bee

Copyright © 16/11/2019 englishsheets.com. All rights reserved.



butterfly

Copyright © 16/11/2019 englishsheets.com. All rights reserved.




bunny

Copyright © 16/11/2019 englishsheets.com. All rights reserved.



spring cleaning

Copyright © 16/11/2019 englishsheets.com. All rights reserved.



planting

Copyright © 16/11/2019 englishsheets.com. All rights reserved.

SPRING FIDGET SPINNER GAME



- Cut a small arrow from paper or craft foam and stick it onto the fidget spinner as your pointer.
- Place the fidget spinner in the middle of the vocabulary circle.
- Spin it and say the word quickly!

SPRING FIDGET SPINNER GAME




- Cut a small arrow from paper or craft foam and stick it onto the fidget spinner as your pointer.
- Place the fidget spinner in the middle of the vocabulary circle.
- Spin it and say the word quickly!



gardening



rainbow



seeding



Easter




blossom




shower



umbrella



raincoat



lamb




grass



flowers



bee



butterfly



bunny



spring
cleaning



planting

ST. PATRICK'S DAY PICTURE DICTIONARY



shamrock



Ireland



rainbow



leprechaun



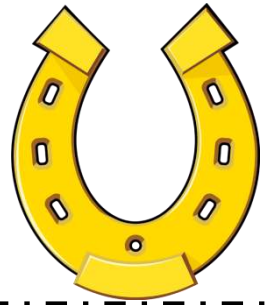
harp



pot



clover



horseshoe



coins




flag



hat



snake




jig



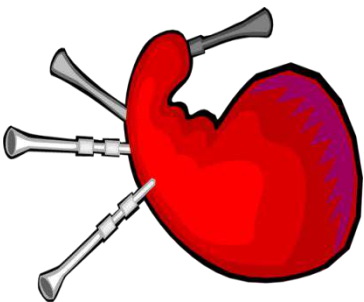
beer



Irish



gold




bagpipe



flute




fiddle



green

ST. PATRICK'S DAY PICTURE DICTIONARY



shamrock



Ireland



rainbow




leprechaun



harp



pot




clover




horseshoe



coins




flag



hat




snake



jig



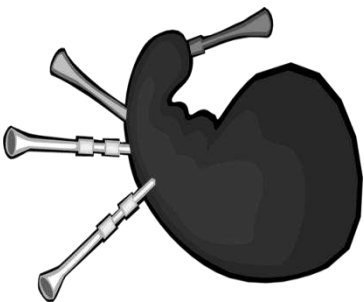
beer




Irish



gold




bagpipe



flute



fiddle



green

ST. PATRICK'S DAY VOCABULARY MATCHING WORKSHEET



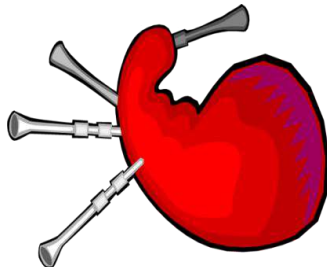


Choose the correct words from the list below and write them under the correct pictures

- shamrock
- Ireland
- rainbow
- leprechaun
- harp

- pot
- clover
- horseshoe
- coins
- flag

- hat
- snake
- jig
- beer
- Irish

- gold
- bagpipe
- flute
- fiddle
- green



ST. PATRICK'S DAY VOCABULARY MATCHING WORKSHEET ANSWER KEY

Choose the correct words from the list below and write them under the correct pictures

- shamrock
- Ireland
- rainbow
- leprechaun
- harp

- pot
- clover
- horseshoe
- coins
- flag

- hat
- snake
- jig
- beer
- Irish


- gold
- bagpipe
- flute
- fiddle
- green




leprechaun



beer



horseshoe



snake



pot



shamrock



jig



flag




fiddle



coins



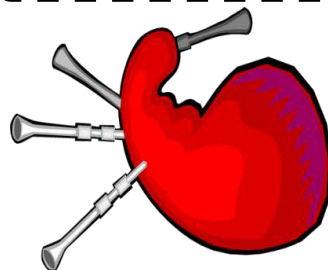
Ireland



gold




hat



bagpipe




harp



green



Irish



rainbow



clover


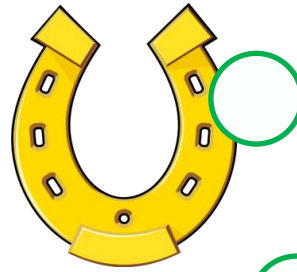


flute





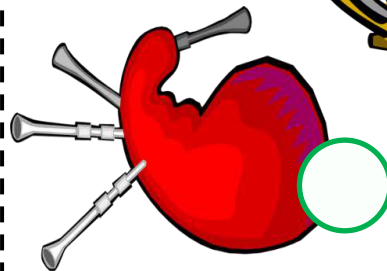

ST. PATRICK'S DAY WORD SEARCH PUZZLE

Find and circle the words in the word search puzzle and number the pictures

d	i	a	h	c	d	p	b	s	y	w	o	u	j	x
q	a	e	k	i	g	o	l	d	h	t	z	l	r	f
s	f	e	b	r	a	i	n	b	o	w	u	h	p	j
h	t	s	d	i	d	h	c	n	r	a	o	s	o	q
a	q	y	a	s	w	q	z	y	s	k	r	n	t	w
m	p	l	b	h	l	e	p	r	e	c	h	a	u	n
r	f	l	a	g	j	x	h	j	s	x	f	k	e	e
o	g	a	g	k	j	i	g	y	h	f	i	e	z	h
c	c	u	p	w	v	o	p	c	o	h	d	c	p	a
k	z	g	i	y	f	e	w	o	e	a	d	l	q	r
k	h	u	p	m	l	o	v	i	w	t	l	o	m	p
q	b	e	e	r	u	l	v	n	y	e	e	v	w	g
z	o	k	k	l	t	y	u	s	n	g	r	e	e	n
m	y	s	x	c	e	v	f	q	x	c	e	r	e	v
l	i	r	e	l	a	n	d	k	p	z	z	i	t	y


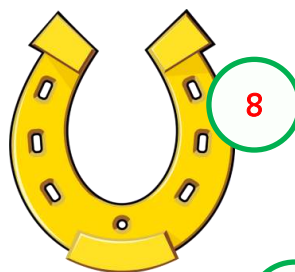
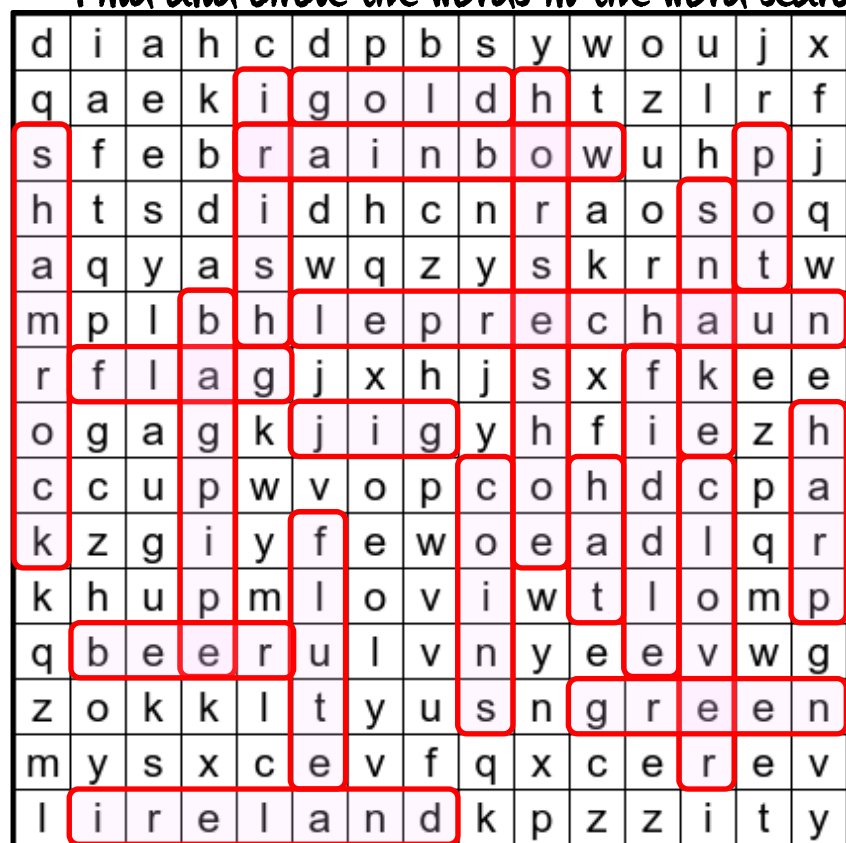


1. shamrock
2. Ireland
3. rainbow
4. leprechaun
5. harp
6. pot
7. clover
8. horseshoe
9. coins
10. flag
11. hat
12. snake
13. jig
14. beer
15. Irish
16. gold
17. bagpipe
18. flute
19. fiddle
20. green


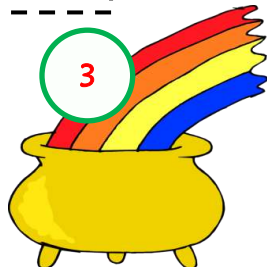

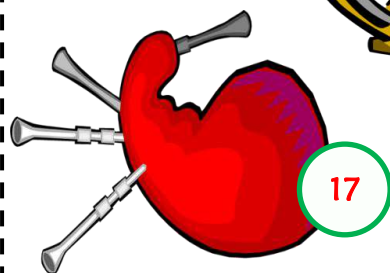
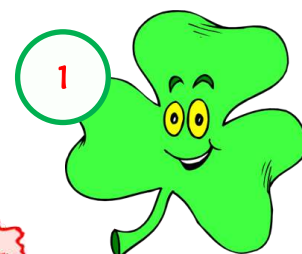


ST. PATRICK'S DAY WORD SEARCH PUZZLE ANSWER KEY

Find and circle the words in the word search puzzle and number the pictures


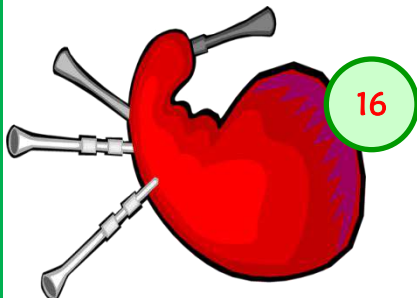
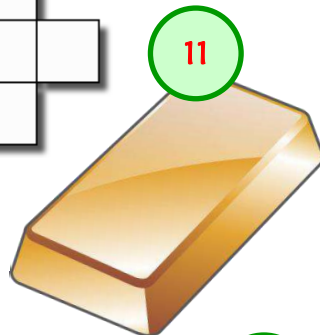
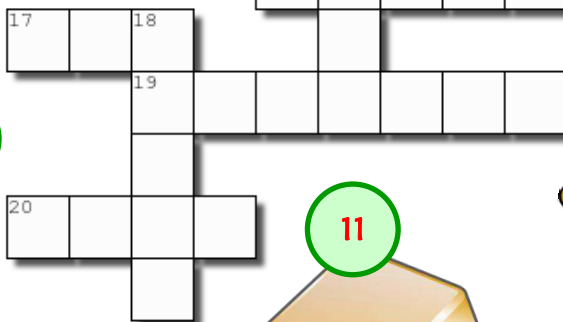




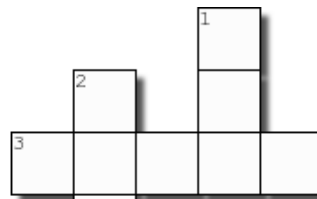




1. shamrock
2. Ireland
3. rainbow
4. leprechaun
5. harp
6. pot
7. clover
8. horseshoe
9. coins
10. flag
11. hat
12. snake
13. jig
14. beer
15. Irish
16. gold
17. bagpipe
18. flute
19. fiddle
20. green



ST. PATRICK'S DAY CROSSWORD PUZZLE

Look at the numbers on the pictures and write the St. Patrick's Day vocabulary in the crossword puzzle



ANSWER KEY

Across

- 3. flute
- 5. fiddle
- 9. horseshoe
- 11. gold
- 12. Irish
- 14. snake
- 15. shamrock
- 16. bagpipe
- 17. jig
- 19. rainbow
- 20. beer

Down

- 1. pot
- 2. clover
- 4. flag
- 6. Ireland
- 7. leprechaun
- 8. coins
- 10. hat
- 13. harp
- 18. green

ST. PATRICK'S DAY MISSING LETTERS IN WORDS

Write the missing letters in the boxes to complete the St. Patrick's Day vocabulary

r__nb_w



p_t

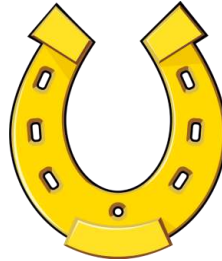


l_pr_ch__n

sh_mr_ck



_r_l_nd



h_rs_sh__



c__ns

fl_g



cl_v_r



h_rp




sn_k__

h_t



j_g




b__r

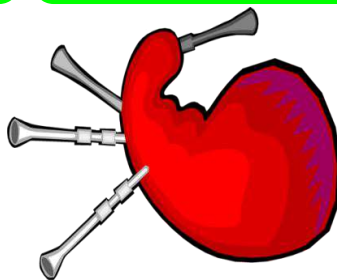


_r_sh

g_ld



fl_t__



b_gp_p__



f_ddl__

gr__n



ST. PATRICK'S DAY MISSING LETTERS IN WORDS ANSWER KEY

Write the missing letters in the boxes to complete the St. Patrick's Day vocabulary

rainbow



pot



leprechaun



Ireland



shamrock



horseshoe



coins

flag



clover



harp




snake

hat



jig



beer

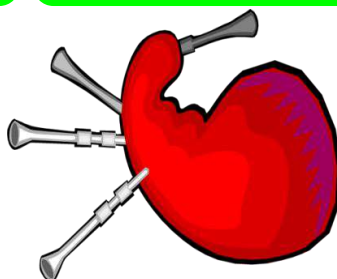


Irish

gold



flute




bagpipe








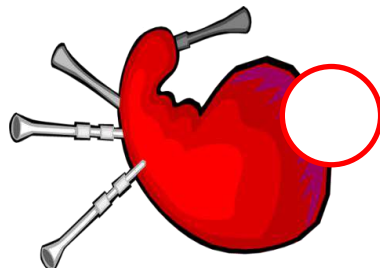



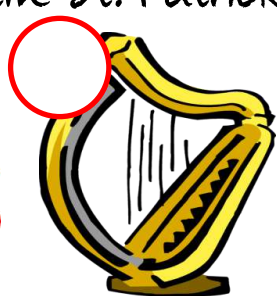
fiddle

green







ST. PATRICK'S DAY UNSCRAMBLE THE WORDS

Unscramble the St. Patrick's Day vocabulary and number the pictures


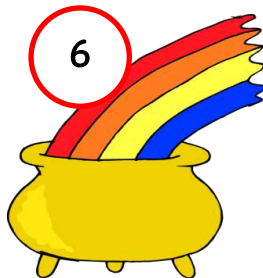
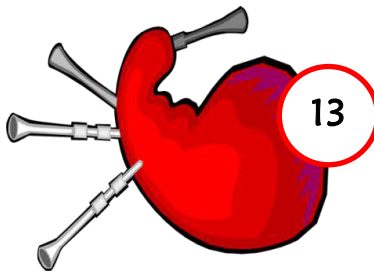
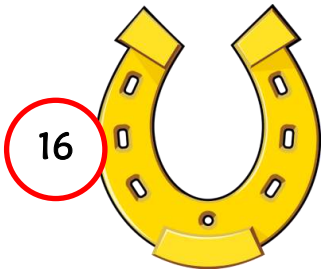



1. tah _____
2. marksohc _____
3. naske _____
4. derllan _____
5. jgi _____
6. aonbwri _____
7. bere _____
8. ueplhcnaer _____
9. lshir _____
10. aprh _____
11. dgol _____
12. pto _____
13. pepbaig _____
14. relcov _____
15. etulf _____
16. esosrheoh _____
17. dlidef _____
18. iocsn _____
19. enрге _____
20. lfга _____






ST. PATRICK'S DAY UNSCRAMBLE THE WORDS ANSWER KEY

Unscramble the St. Patrick's Day vocabulary and number the pictures




- | | |
|---------------|------------|
| 1. tah | hat |
| 2. marksohc | shamrock |
| 3. naske | snake |
| 4. derllan | Ireland |
| 5. jgi | jig |
| 6. aonbwri | rainbow |
| 7. bere | beer |
| 8. ueplhcnaer | leprechaun |
| 9. lshir | Irish |
| 10. aprh | harp |
| 11. dgot | gold |
| 12. pto | pot |
| 13. pepbaig | bagpipe |
| 14. relcov | clover |
| 15. etulf | flute |
| 16. esosrheoh | horseshoe |
| 17. dlidef | fiddle |
| 18. iocsn | coins |
| 19. enрге | green |
| 20. lfга | flag |



ST. PATRICK'S DAY MULTIPLE CHOICE TEST

Look at the pictures, choose and circle the correct option.



- a) horseshoe
- b) leprechaun
- c) shamrock



- a) flag
- b) Ireland
- c) Irish



- a) green
- b) rainbow
- c) coins



- a) leprechaun
- b) shamrock
- c) horseshoe




- a) harp
- b) flute
- c) fiddle



- a) hat
- b) jig
- c) pot



- a) bagpipe
- b) snake
- c) clover



- a) shamrock
- b) horseshoe
- c) leprechaun




- a) coins
- b) green
- c) rainbow




- a) Irish
- b) flag
- c) Ireland



- a) pot
- b) jig
- c) hat




- a) snake
- b) clover
- c) bagpipe



- a) jig
- b) gold
- c) beer



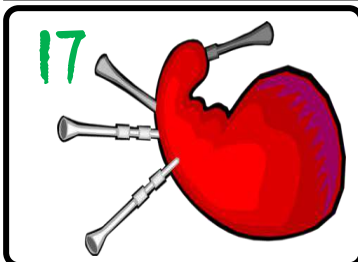
- a) gold
- b) beer
- c) jig



- a) flag
- b) Ireland
- c) Irish



- a) beer
- b) jig
- c) gold




- a) clover
- b) bagpipe
- c) snake



- a) flute
- b) fiddle
- c) harp



- a) harp
- b) flute
- c) fiddle



- a) green
- b) rainbow
- c) coins

ST. PATRICK'S DAY MULTIPLE CHOICE TEST ANSWER KEY

TEST 1

- 1) c
- 2) b
- 3) b
- 4) a
- 5) a
- 6) c
- 7) c
- 8) b
- 9) a
- 10) b
- 11) c
- 12) a
- 13) a
- 14) b
- 15) c
- 16) c
- 17) b
- 18) a
- 19) c
- 20) a



shamrock



Ireland



rainbow



leprechaun




harp



pot



clover



horseshoe




coins




flag



hat



snake




jig



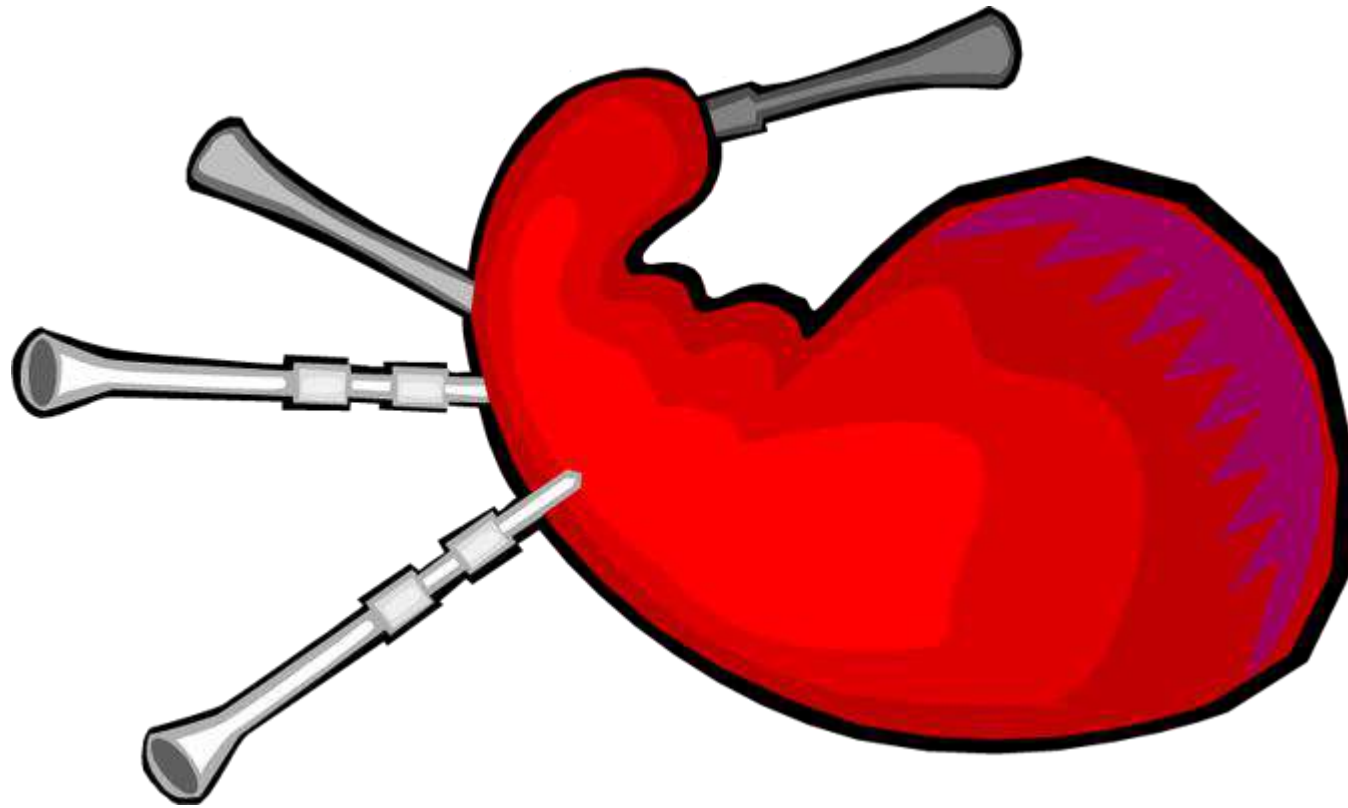
beer




Irish



gold




bagpipe



flute



fiddle



green



























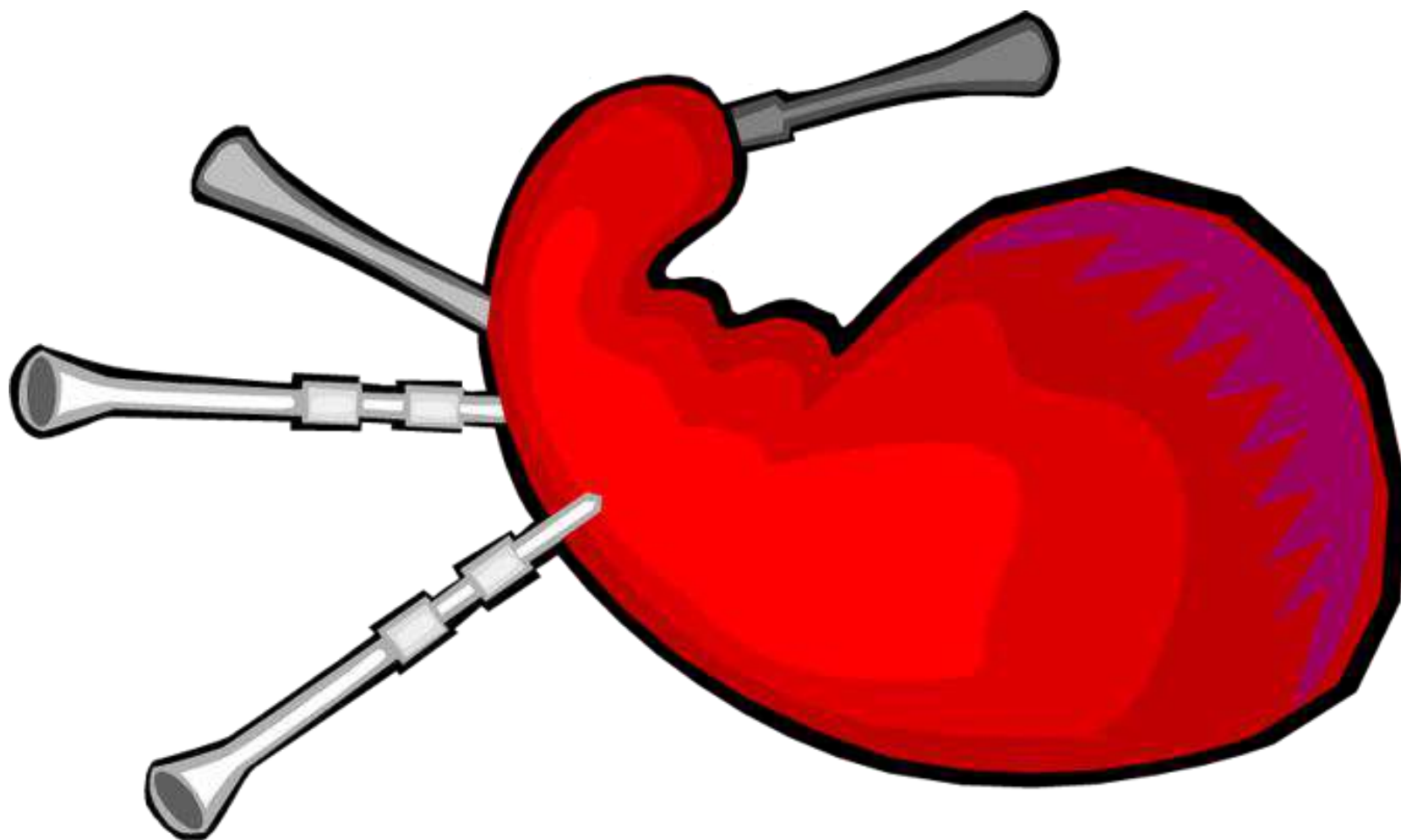






















shamrock

Copyright © 21/12/2019 englishworksheets.com. All rights reserved.



Ireland

Copyright © 21/12/2019 englishworksheets.com. All rights reserved.



rainbow

Copyright © 21/12/2019 englishworksheets.com. All rights reserved.



leprechaun

Copyright © 21/12/2019 englishworksheets.com. All rights reserved.



harp

Copyright © 21/12/2019 englishworksheets.com. All rights reserved.



pot

Copyright © 21/12/2019 englishworksheets.com. All rights reserved.



clover

Copyright © 21/12/2019 englishworksheets.com. All rights reserved.



horseshoe

Copyright © 21/12/2019 englishworksheets.com. All rights reserved.



coins

Copyright © 21/12/2019 englishvocabulary.com. All rights reserved.



flag

Copyright © 21/12/2019 englishvocabulary.com. All rights reserved.




hat

Copyright © 21/12/2019 englishvocabulary.com. All rights reserved.



snake

Copyright © 21/12/2019 englishvocabulary.com. All rights reserved.



jig

Copyright © 21/12/2019 englishvocabulary.com. All rights reserved.




beer

Copyright © 21/12/2019 englishvocabulary.com. All rights reserved.



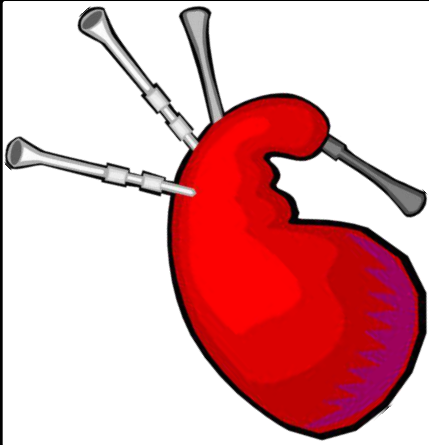
Irish

Copyright © 21/12/2019 englishvocabulary.com. All rights reserved.



gold

Copyright © 21/12/2019 englishvocabulary.com. All rights reserved.



bagpipe

Copyright © 21/12/2019 enlilshenhearts.com. All rights reserved.




flute

Copyright © 21/12/2019 enlilshenhearts.com. All rights reserved.



fiddle

Copyright © 21/12/2019 enlilshenhearts.com. All rights reserved.



green

Copyright © 21/12/2019 enlilshenhearts.com. All rights reserved.

ST. PATRICK'S DAY FIDGET SPINNER GAME



- Cut a small arrow from paper or craft foam and stick it onto the fidget spinner as your pointer.
- Place the fidget spinner in the middle of the vocabulary circle.
- Spin it and say the word quickly!

ST. PATRICK'S DAY FIDGET SPINNER GAME



- Cut a small arrow from paper or craft foam and stick it onto the fidget spinner as your pointer.
- Place the fidget spinner in the middle of the vocabulary circle.
- Spin it and say the word quickly!



shamrock



Ireland



rainbow



leprechaun



harp



pot




clover



horseshoe



coins



flag



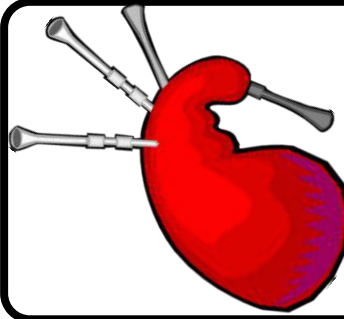
hat



snake



jig




beer



Irish




gold



bagpipe



flute



fiddle



green


STATIONERY OBJECTS PICTURE DICTIONARY 1



paper




pencil




notebook




sharpener



eraser



ruler




coloured pencil



crayon




scissors



tape




glue



pen




palette



paintbrush




pencil box



paper clips



paint



highlighter



marker



folder

STATIONERY OBJECTS PICTURE DICTIONARY 2




sticky notes



calculator



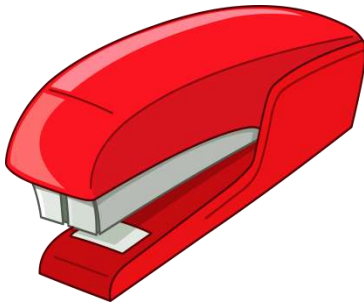
utility knife



rubber bands



staple remover




stapler



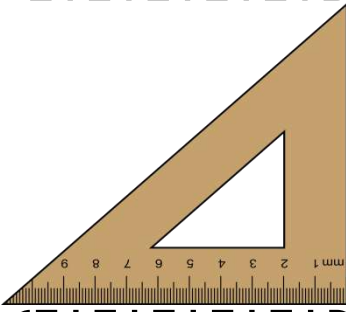
hole punch



bulldog clip




protractor



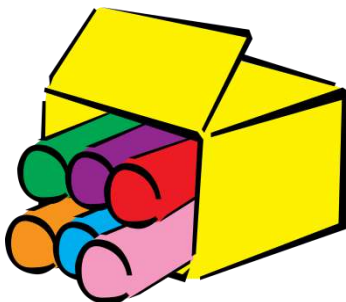
set square



compass



rubber stamp



chalk



diary




clipboard




glue stick




pushpins



envelope



notepad



ring binders

STATIONERY OBJECTS MATCHING 1

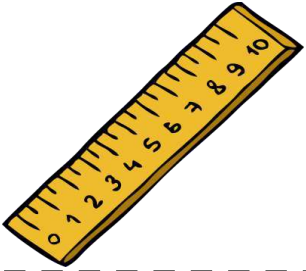
Choose the correct words from the list below and write them under the correct pictures



- paper
- pencil
- notebook
- sharpener
- eraser


- ruler
- coloured pencil
- crayon
- scissors
- tape


- glue
- pen
- palette
- paintbrush
- pencil box




- paper clips
- paint
- highlighter
- marker
- folder











STATIONERY OBJECTS MATCHING 2



Choose the correct words from the list below and write them under the correct pictures

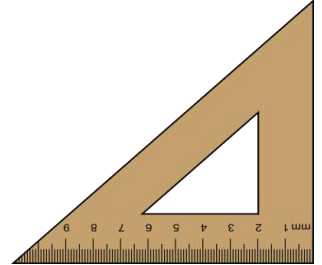
- sticky notes
- calculator
- utility knife
- rubber bands
- staple remover


- stapler
- hole punch
- bulldog clip
- protractor
- set square

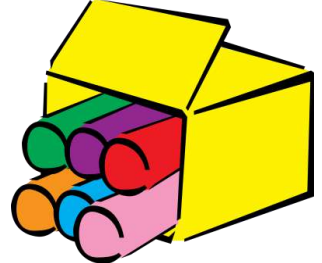
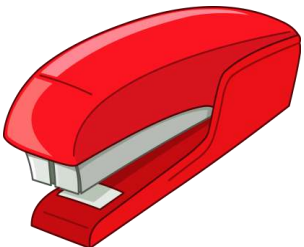
- compass
- rubber stamp
- chalk
- diary
- clipboard



- glue stick
- pushpins
- envelope
- notepad
- ring binder











STATIONERY OBJECTS MATCHING 1 ANSWER KEY


Choose the correct words from the list below and write them under the correct pictures

- paper
- pencil
- notebook
- sharpener
- eraser

- ruler
- coloured pencil
- crayon
- scissors
- tape

- glue
- pen
- palette
- paintbrush
- pencil box

- paper clips
- paint
- highlighter
- marker
- folder



ruler



pencil box



pencil



glue



paint



eraser




palette



tape




paper



highlighter



crayon



paintbrush




scissors



sharpener




marker




coloured pencil




folder



pen



notebook



paper clips

STATIONERY OBJECTS MATCHING 2 ANSWER KEY

Choose the correct words from the list below and write them under the correct pictures

- sticky notes
- calculator
- utility knife
- rubber bands
- staple remover

- stapler
- hole punch
- bulldog clip
- protractor
- set square

- compass
- rubber stamp
- chalk
- diary
- clipboard


- glue stick
- pushpins
- envelope
- notepad
- ring binder




hole punch



glue stick



rubber stamp



ring binders



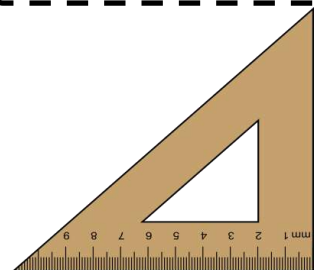
rubber bands




notepad



staple remover



set square



envelope



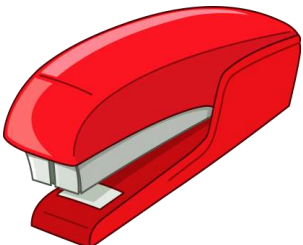
compass



utility knife



diary



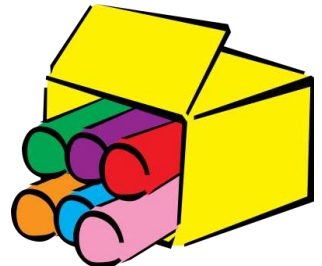
stapler




sticky notes




pushpins



chalk



protractor



bulldog clip



clipboard



calculator

STATIONERY OBJECTS WORD SEARCH PUZZLE 1

Find and circle the words in the word search puzzle and number the pictures

y	e	p	r	n	o	t	e	b	o	o	k	f	z	v
e	r	a	s	e	r	i	c	f	h	j	c	u	r	w
h	p	i	p	s	g	g	j	z	x	p	e	n	l	r
d	t	n	a	h	b	l	t	k	r	p	a	p	e	r
m	p	t	i	a	p	u	t	i	g	z	g	j	r	m
a	a	e	n	r	l	e	t	a	p	e	k	k	i	g
r	p	k	t	p	p	e	n	c	i	l	b	o	x	p
k	e	q	b	e	p	k	c	f	o	l	d	e	r	a
e	r	o	r	n	e	j	t	e	z	k	b	n	v	l
r	c	x	u	e	n	o	t	n	v	a	m	f	y	e
x	l	x	s	r	c	r	a	y	o	n	d	x	k	t
h	i	g	h	l	i	g	h	t	e	r	u	f	k	t
l	p	q	r	u	l	e	r	a	z	l	q	o	d	e
d	s	s	c	i	s	s	o	r	s	h	z	q	m	n
g	c	o	l	o	u	r	e	d	p	e	n	c	i	l




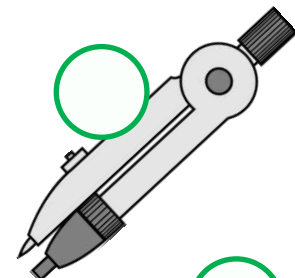
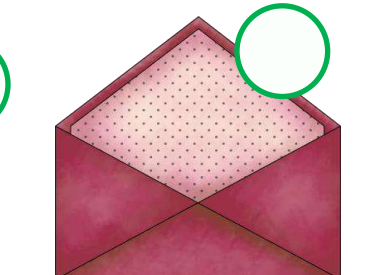
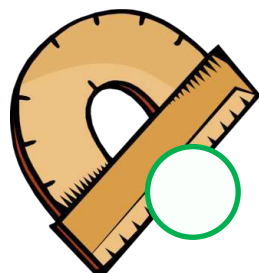


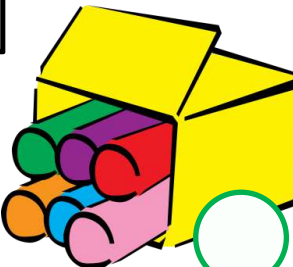
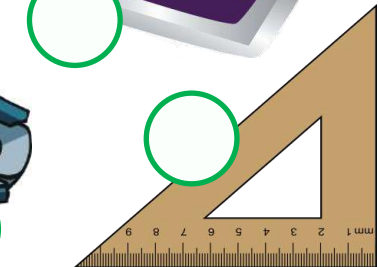
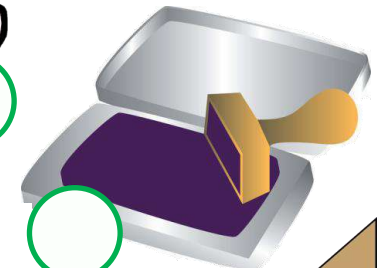


1. paper
2. pencil
3. notebook
4. sharpener
5. eraser
6. ruler
7. coloured pencil
8. crayon
9. scissors
10. tape
11. glue
12. pen
13. palette
14. paintbrush
15. pencil box
16. paper clips
17. paint
18. highlighter
19. marker
20. folder



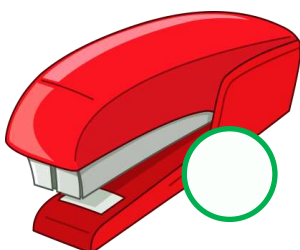
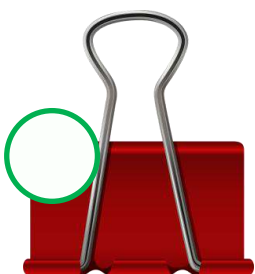
STATIONERY OBJECTS WORD SEARCH PUZZLE 2

Find and circle the words in the word search puzzle and number the pictures

t	u	c	a	l	c	u	l	a	t	o	r	o	r	k
s	t	k	c	c	s	s	d	b	q	p	o	a	u	n
t	i	b	l	h	t	t	k	w	d	h	o	w	b	r
a	l	u	i	a	i	a	n	g	s	k	m	h	b	u
p	i	l	p	l	c	p	i	l	e	d	r	o	e	b
l	t	l	b	k	k	l	n	u	t	i	i	l	r	b
e	y	d	o	a	y	e	o	e	s	a	n	e	b	e
r	k	o	a	o	n	r	t	s	q	r	g	p	a	r
c	n	g	r	d	o	e	e	t	u	y	b	u	n	s
o	i	c	d	a	t	m	p	i	a	a	i	n	d	t
m	f	l	l	k	e	o	a	c	r	h	n	c	s	a
p	e	i	a	u	s	v	d	k	e	h	d	h	p	m
a	p	p	e	n	v	e	l	o	p	e	e	y	c	p
s	d	p	r	o	t	r	a	c	t	o	r	g	t	f
s	y	m	y	p	u	s	h	p	i	n	s	d	w	q

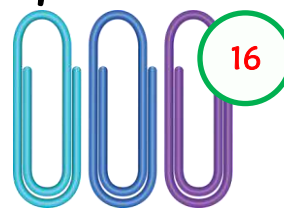



1. sticky notes
2. calculator
3. utility knife
4. rubber bands
5. staple remover
6. stapler
7. hole punch
8. bulldog clip
9. protractor
10. set square
11. compass
12. rubber stamp
13. chalk
14. diary
15. clipboard
16. glue stick
17. pushpins
18. envelope
19. notepad
20. ring binders

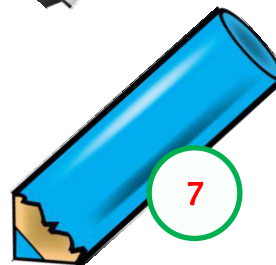

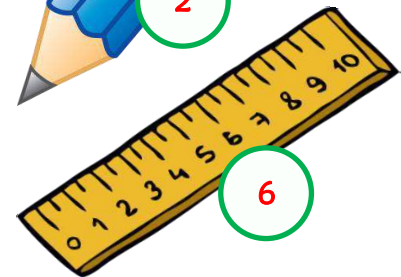





STATIONERY OBJECTS WORD SEARCH PUZZLE 1 ANSWER KEY

Find and circle the words in the word search puzzle and number the pictures




1. paper
2. pencil
3. notebook
4. sharpener
5. eraser
6. ruler
7. coloured pencil
8. crayon
9. scissors
10. tape
11. glue
12. pen
13. palette
14. paintbrush
15. pencil box
16. paper clips
17. paint
18. highlighter
19. marker
20. folder

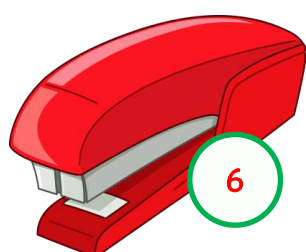
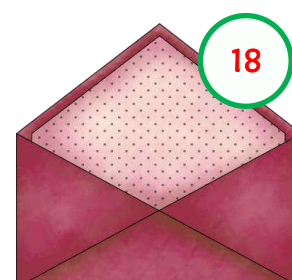
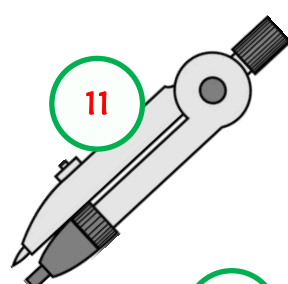

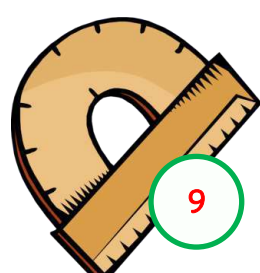
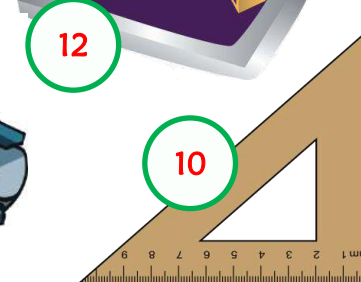



STATIONERY OBJECTS WORD SEARCH PUZZLE 2 ANSWER KEY

Find and circle the words in the word search puzzle and number the pictures



1. sticky notes
2. calculator
3. utility knife
4. rubber bands
5. staple remover
6. stapler
7. hole punch
8. bulldog clip
9. protractor
10. set square
11. compass
12. rubber stamp
13. chalk
14. diary
15. clipboard
16. glue stick
17. pushpins
18. envelope
19. notepad
20. ring binders



STATIONERY OBJECTS CROSSWORD PUZZLE 1

Look at the numbers on the pictures and write the stationery objects vocabulary in the crossword puzzle



ANSWER KEY

Across

- 4. pencil box
- 6. pencil
- 7. palette
- 8. paintbrush
- 10. scissors
- 13. paper clips
- 15. paper
- 16. glue
- 18. eraser
- 19. ruler

Down

- 1. tape
- 2. folder
- 3. notebook
- 4. pen
- 5. coloured pencil
- 9. highlighter
- 11. crayon
- 12. sharpener
- 14. marker
- 17. paint

STATIONERY OBJECTS CROSSWORD PUZZLE 2

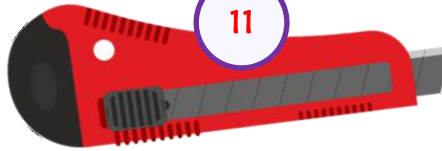
Look at the numbers on the pictures and write the stationery objects vocabulary in the crossword puzzle



19



6



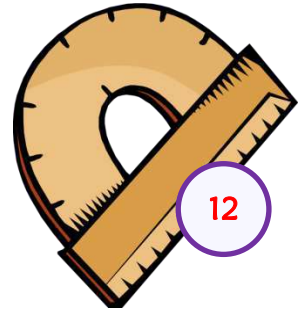
11



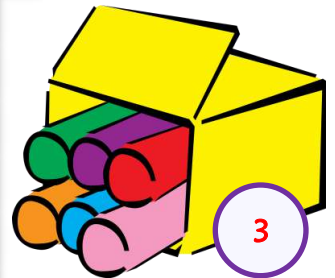
13



9



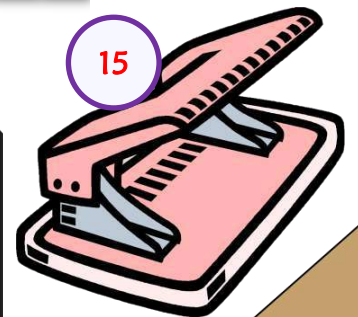
12



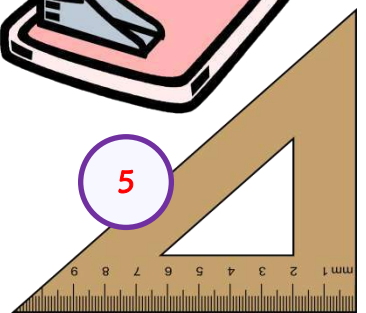
3



8



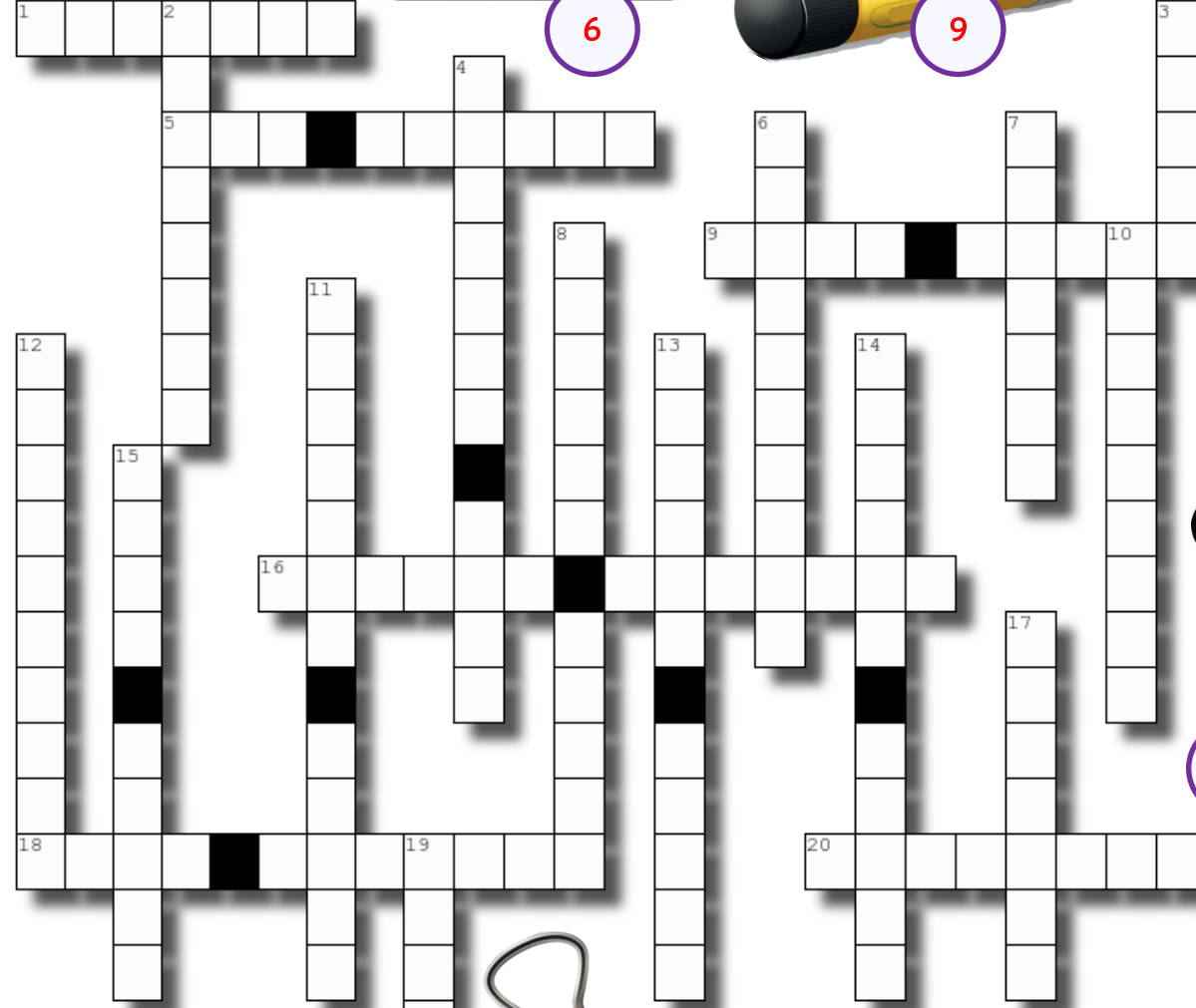
15



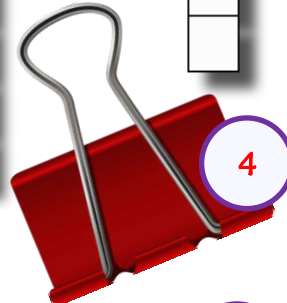
5




7




10




4



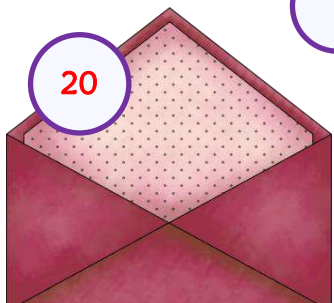
18



17



1



20



2



16



14

ANSWER KEY

Across

- 1. compass
- 5. set square
- 9. glue stick
- 16. staple remover
- 18. ring binders
- 20. envelope

Down

- 2. pushpins
- 3. chalk
- 4. bulldog clip
- 6. calculator
- 7. notepad
- 8. sticky notes
- 10. clipboard
- 11. utility knife
- 12. protractor
- 13. rubber stamp
- 14. rubber bands
- 15. hole punch
- 17. stapler
- 19. diary

STATIONERY OBJECTS MISSING LETTERS IN WORDS 1

Write the missing letters in the boxes to complete the stationery objects vocabulary

p_p_r




p_nc_l

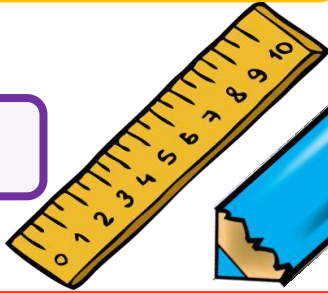


sh_rp_n_r


n_t_b_k



r_l_r




c_l_r_d p_nc_l



_r_s_r

cr_y_n



p_nc_l b_x




p_n



sc_ss_rs


t_p_



p_ntbr_sh



p_p_r cl_ps



p_nt

m_rk_r



h_ghl_ght_r

gl_



p_l_tt_

f_ld_r



STATIONERY OBJECTS MISSING LETTERS IN WORDS 2

Write the missing letters in the boxes to complete the stationery objects vocabulary


st_cky n_t_s



_t_l_ty kn_f_


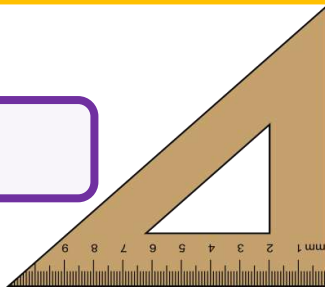


c_lc_l_t_r



pr_tr_ct_r


s_t sq__r_



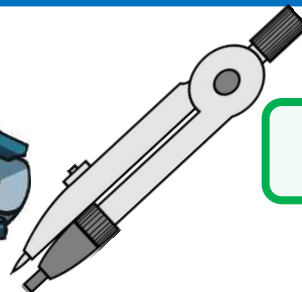
st_pl_r

d__ry

b_lld_g cl_p



st_pl_ r_m_v_r



c_mp_ss




p_nch h_l_

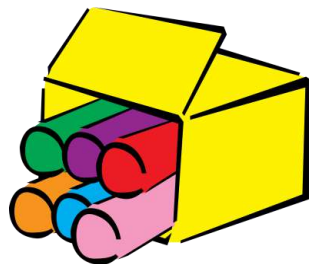
cl_pb__rd



r_bb_r b_nds




gl__ st_ck





ch_lk

r_bb_r st_mp



_nv_l_p_

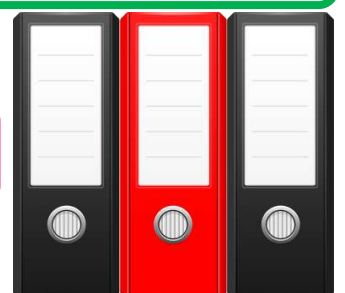


n_t_p_d



p_shp_ns

r_ng b_nd_rs



STATIONERY OBJECTS MISSING LETTERS IN WORDS 1 ANSWER KEY

Write the missing letters in the boxes to complete the stationery objects vocabulary

paper




pencil




sharpener




notebook



ruler



coloured pencil



eraser




crayon



pencil box




pen



scissors




tape



paintbrush



paper clips



paint



marker



highlighter



glue



palette



folder



STATIONERY OBJECTS MISSING LETTERS IN WORDS 2 ANSWER KEY

Write the missing letters in the boxes to complete the stationery objects vocabulary

sticky notes



calalulator


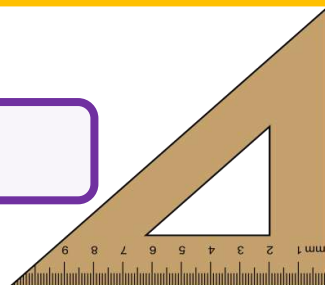


utility knife

protractor



set square




stapler

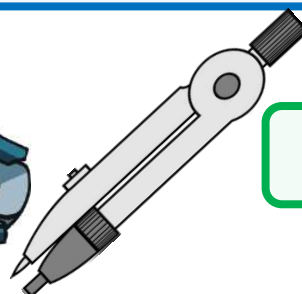


diary

bulldog clip



staple remover



compass



punch hole

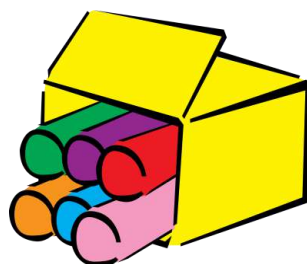
clipboard



rubber bands




glue stick





chalk

rubber stamp



envelope




notepad










pushpins

ring binders







STATIONERY OBJECTS UNSCRAMBLE THE WORDS 1

Unscramble the stationery objects vocabulary and number the pictures

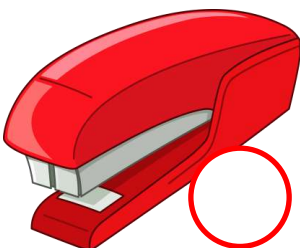



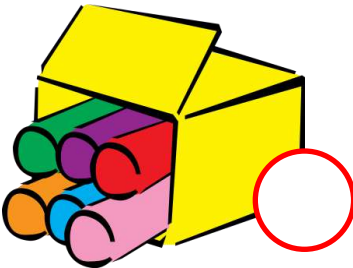
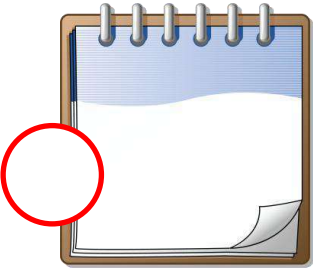
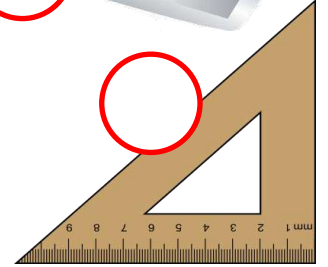
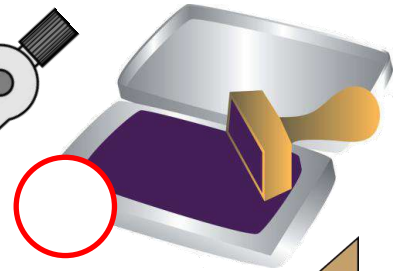
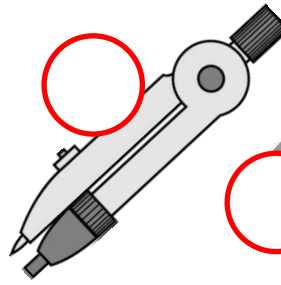

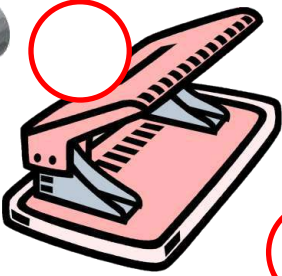


1. elug _____
2. prape _____
3. enp _____
4. npciell _____
5. epaltte _____
6. onoeckbot _____
7. htubanrsip _____
8. nehasrpre _____
9. Inpice box _____
10. raeser _____
11. aperp lcips _____
12. lrure _____
13. tpnai _____
14. lcooeudr eipncl _____
15. heglhgrthii _____
16. oynar _____
17. krearm _____
18. socissr _____
19. ofredl _____
20. epta _____



STATIONERY OBJECTS UNSCRAMBLE THE WORDS 2


Unscramble the stationery objects vocabulary and number the pictures




1. asmcps _____
2. yktsic ontse _____
3. reubrb mstpa _____
4. oacrtulcla _____
5. hcakl _____
6. ltyitui kfein _____
7. iardy _____
8. uerrbb sdanb _____
9. birpdocal _____
10. etlpsa revemor _____
11. elgu ktics _____
12. plreast _____
13. hnssupip _____
14. oleh ncphu _____
15. Ineepteo _____
16. lubogld lipc _____
17. dptonea _____
18. trtacrrop _____
19. nrig nisdreb _____
20. ets arque _____

STATIONERY OBJECTS UNSCRAMBLE THE WORDS 1 ANSWER KEY

Unscramble the stationery objects vocabulary and number the pictures



11



19



2



18


7



5




8



13



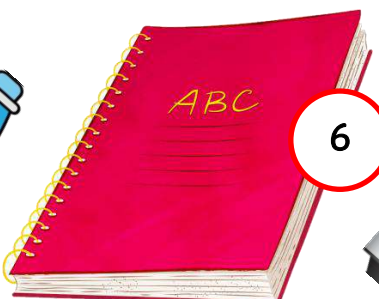
16



15



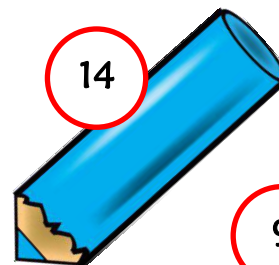
3



6



17



14




9


- | | |
|---------------------|-----------------|
| 1. elug | glue |
| 2. prape | paper |
| 3. enp | pen |
| 4. npciel | pencil |
| 5. epaltte | palette |
| 6. onoekbot | notebook |
| 7. htubansrip | paintbrush |
| 8. nehasrpre | sharpener |
| 9. Inpice box | pencil box |
| 10. raeser | eraser |
| 11. aperp lcips | paper clips |
| 12. lrure | ruler |
| 13. tpnai | paint |
| 14. lcooeudr eipncl | coloured pencil |
| 15. heglhgrthii | highlighter |
| 16. oyncar | crayon |
| 17. kream | marker |
| 18. socissr | scissors |
| 19. ofredl | folder |
| 20. epta | tape |




1




12



20



10



4

STATIONERY OBJECTS UNSCRAMBLE THE WORDS 2 ANSWER KEY

Unscramble the stationery objects vocabulary and number the pictures



11



14



19



1



3



10



17



5



18



9



16



12



13



6



4

1. asmcps	compass
2. yktsic ontse	sticky notes
3. reubrb mstpa	rubber stamp
4. oacrtulcla	calculator
5. hcakl	chalk
6. ltyitui kfein	utility knife
7. iardy	diary
8. uerrbb sdanb	rubber bands
9. birpdocal	clipboard
10. etlpsa revemor	staple remover
11. elgu ktics	glue stick
12. plreast	stapler
13. hnssupip	pushpins
14. oleh ncphu	hole punch
15. Ineepevo	envelope
16. lubogld lipc	bulldog clip
17. dptonea	notepad
18. trtacrrop	protractor
19. nrignisdb	ring binders
20. ets arquse	set square



20



7



8



2




15

STATIONERY OBJECTS MULTIPLE CHOICE TEST 1


Look at the pictures, choose and circle the correct option.



- a) glue
- b) ruler
- c) paper




- a) crayon
- b) pencil
- c) scissors



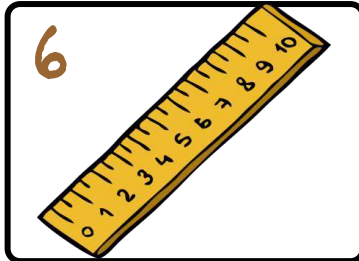
- a) tape
- b) notebook
- c) eraser




- a) sharpener
- b) pen
- c) coloured pencil



- a) eraser
- b) pen
- c) paper clips



- a) palette
- b) glue
- c) ruler



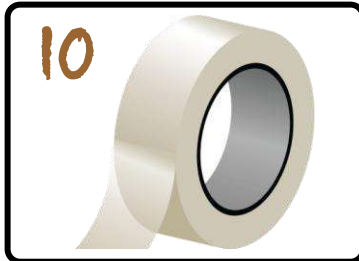
- a) coloured pencil
- b) paintbrush
- c) scissors



- a) pencil box
- b) crayon
- c) tape




- a) scissors
- b) pencil box
- c) highlighter



- a) marker
- b) tape
- c) palette




- a) paper clips
- b) folder
- c) glue



- a) pen
- b) paint
- c) paintbrush




- a) palette
- b) marker
- c) notebook



- a) sharpener
- b) paintbrush
- c) folder



- a) paper
- b) highlighter
- c) pencil box



- a) paint
- b) pencil
- c) paper clips



- a) pencil
- b) paint
- c) ruler



- a) highlighter
- b) notebook
- c) crayon



- a) pencil
- b) eraser
- c) marker



- a) folder
- b) coloured pencil
- c) sharpener

STATIONERY OBJECTS MULTIPLE CHOICE TEST 2


Look at the pictures, choose and circle the correct option.




- a) hole punch
- b) sticky notes
- c) rubber stamp



- a) calculator
- b) bulldog clip
- c) compass




- a) utility knife
- b) staple remover
- c) set square




- a) stapler
- b) protractor
- c) rubber bands



- a) compass
- b) glue stick
- c) staple remover




- a) protractor
- b) stapler
- c) clipboard



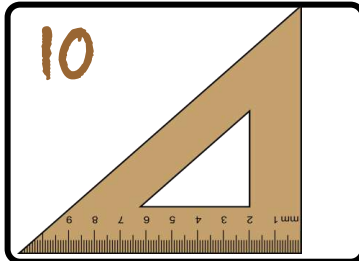
- a) rubber stamp
- b) hole punch
- c) diary




- a) bulldog clip
- b) chalk
- c) set square



- a) clipboard
- b) envelope
- c) protractor



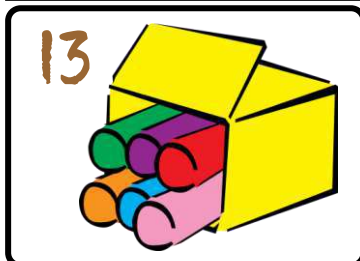
- a) set square
- b) ring binders
- c) glue stick



- a) chalk
- b) compass
- c) pushpins



- a) notepad
- b) diary
- c) rubber stamp



- a) ring binders
- b) sticky notes
- c) chalk




- a) diary
- b) pushpins
- c) rubber bands




- a) envelope
- b) clipboard
- c) utility knife



- a) calculator
- b) glue stick
- c) notepad




- a) pushpins
- b) rubber bands
- c) hole punch



- a) sticky notes
- b) rubber stamp
- c) envelope



- a) bulldog clip
- b) notepad
- c) calculator



- a) utility knife
- b) staple remover
- c) ring binders

STATIONERY OBJECTS MULTIPLE CHOICE TESTS ANSWER KEY

TEST 1


- 1) c
- 2) b
- 3) b
- 4) a
- 5) a
- 6) c
- 7) a
- 8) b
- 9) a
- 10) b
- 11) c
- 12) a
- 13) a
- 14) b
- 15) c
- 16) c
- 17) b
- 18) a
- 19) c
- 20) a

TEST 2


- 1) b
- 2) a
- 3) a
- 4) c
- 5) c
- 6) b
- 7) b
- 8) a
- 9) c
- 10) a
- 11) b
- 12) c
- 13) c
- 14) a
- 15) b
- 16) b
- 17) a
- 18) c
- 19) b
- 20) c



paper




pencil



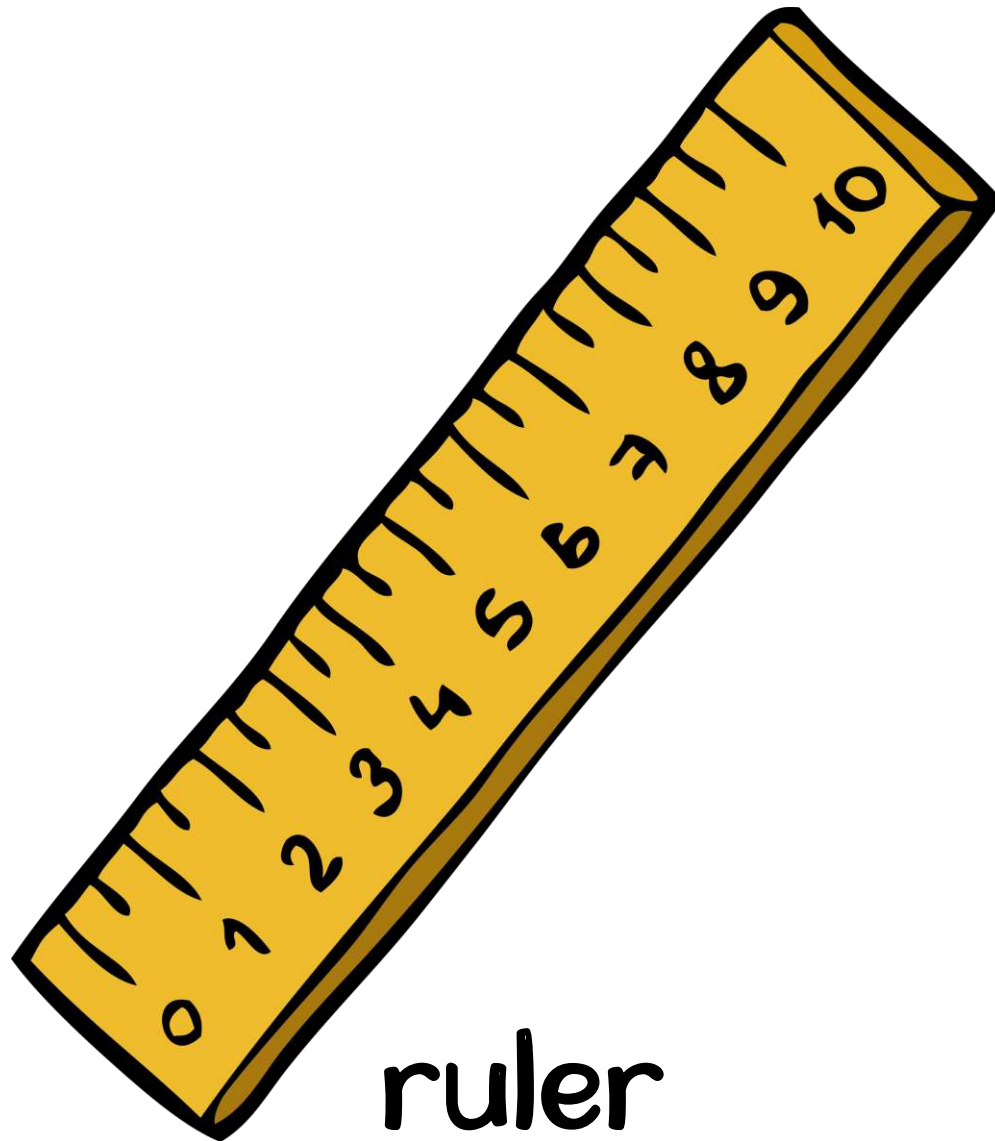
notebook




sharpener



eraser



ruler




coloured pencil



crayon




scissors



tape




glue



pen




palette




paintbrush




pencil box



paper clips



paint



highlighter



marker



folder



sticky notes



calculator



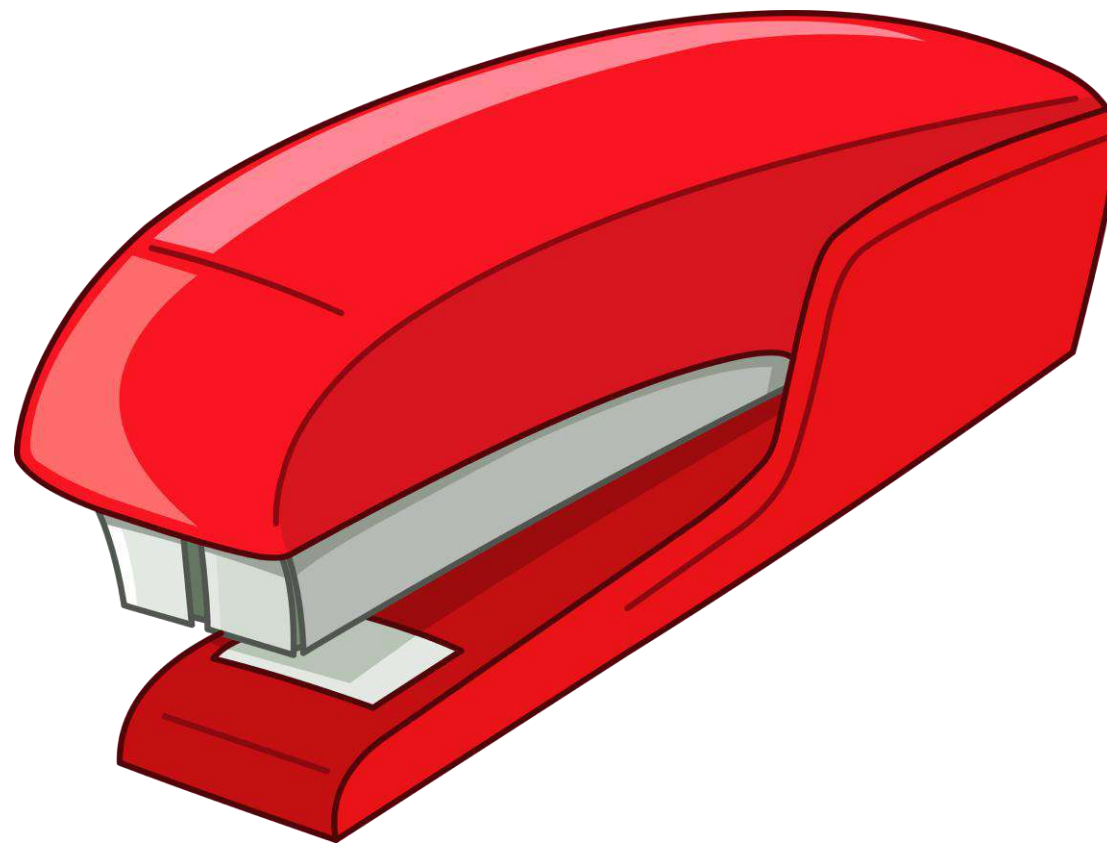
utility knife




rubber bands




staple remover




stapler



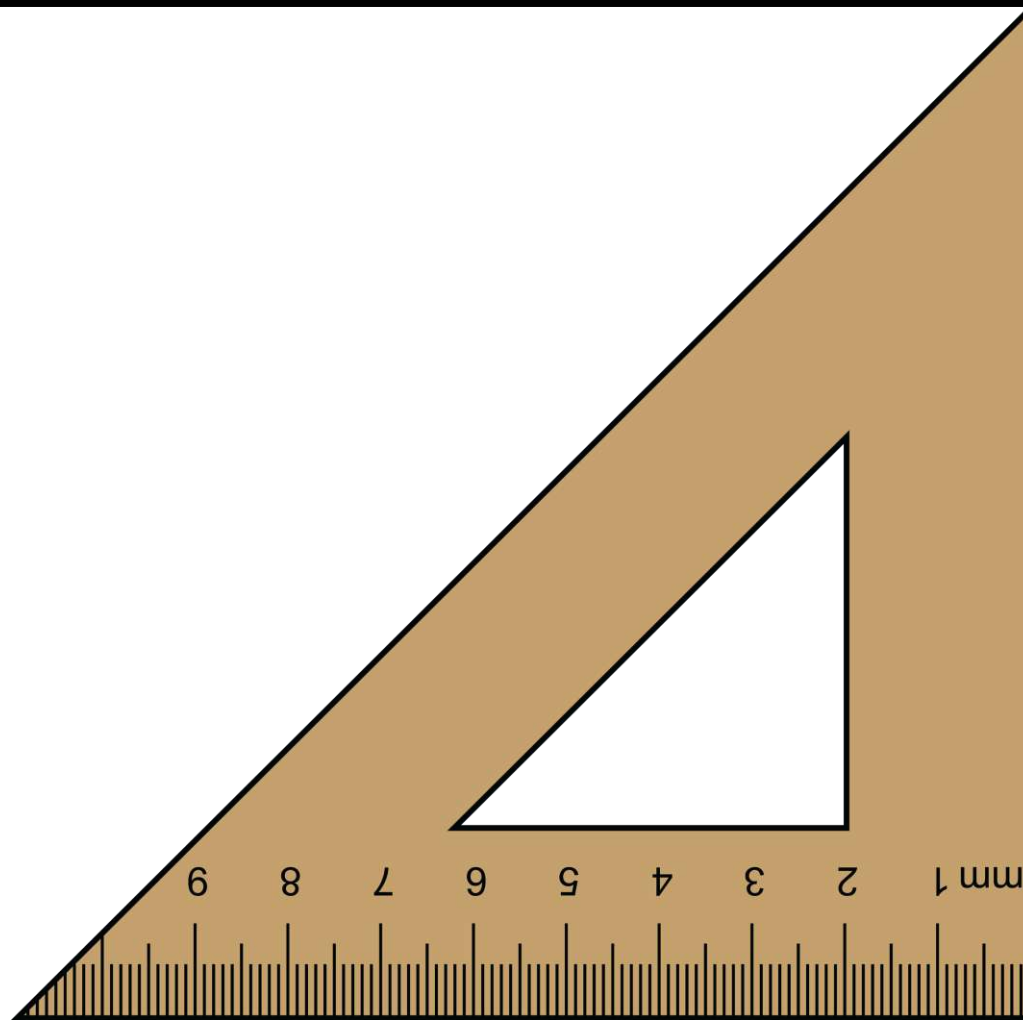
hole punch




bulldog clip



protractor




set square



compass



rubber stamp



chalk



diary




clipboard



glue stick




pushpins



envelope





notepad




ring binders

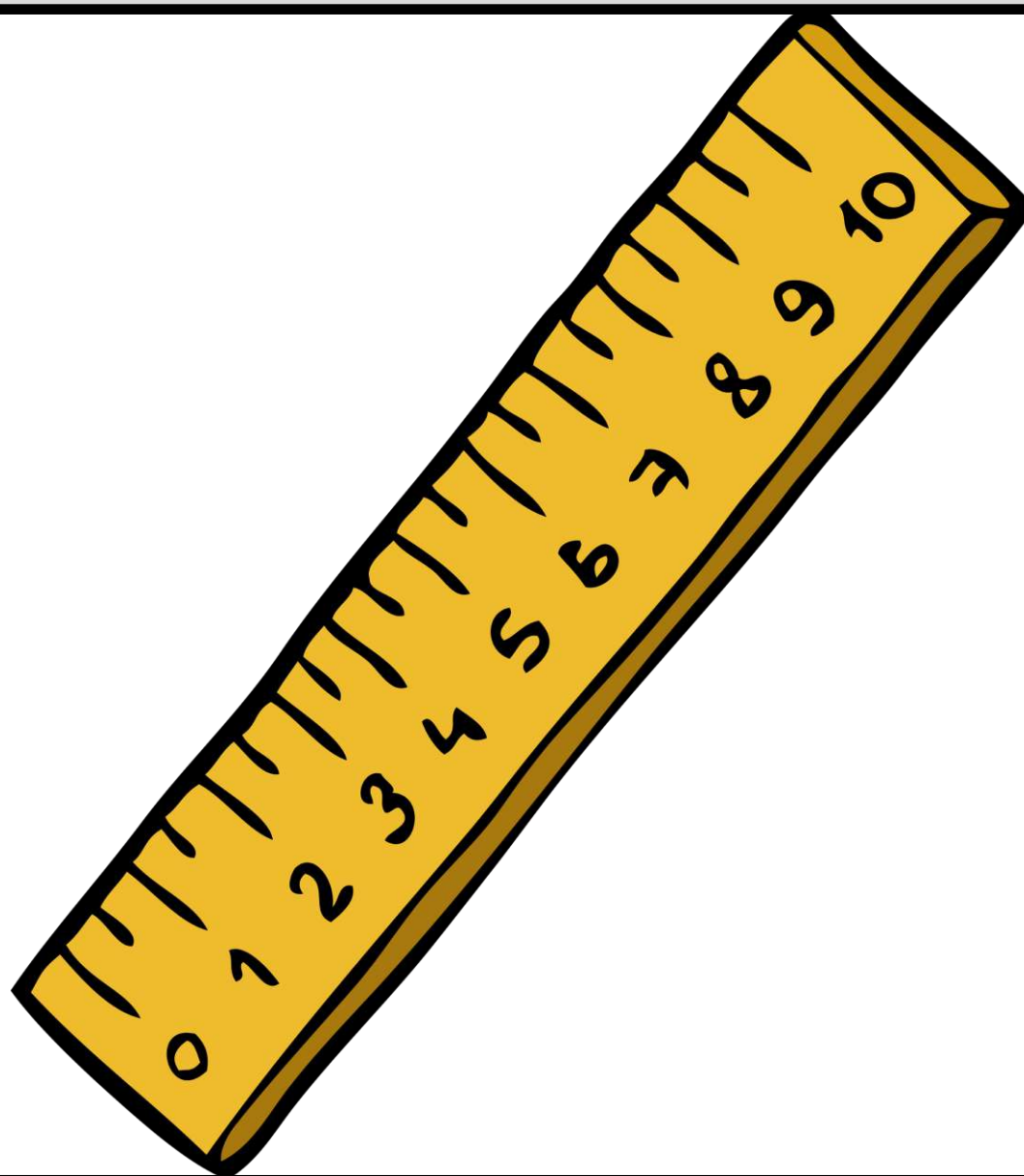














































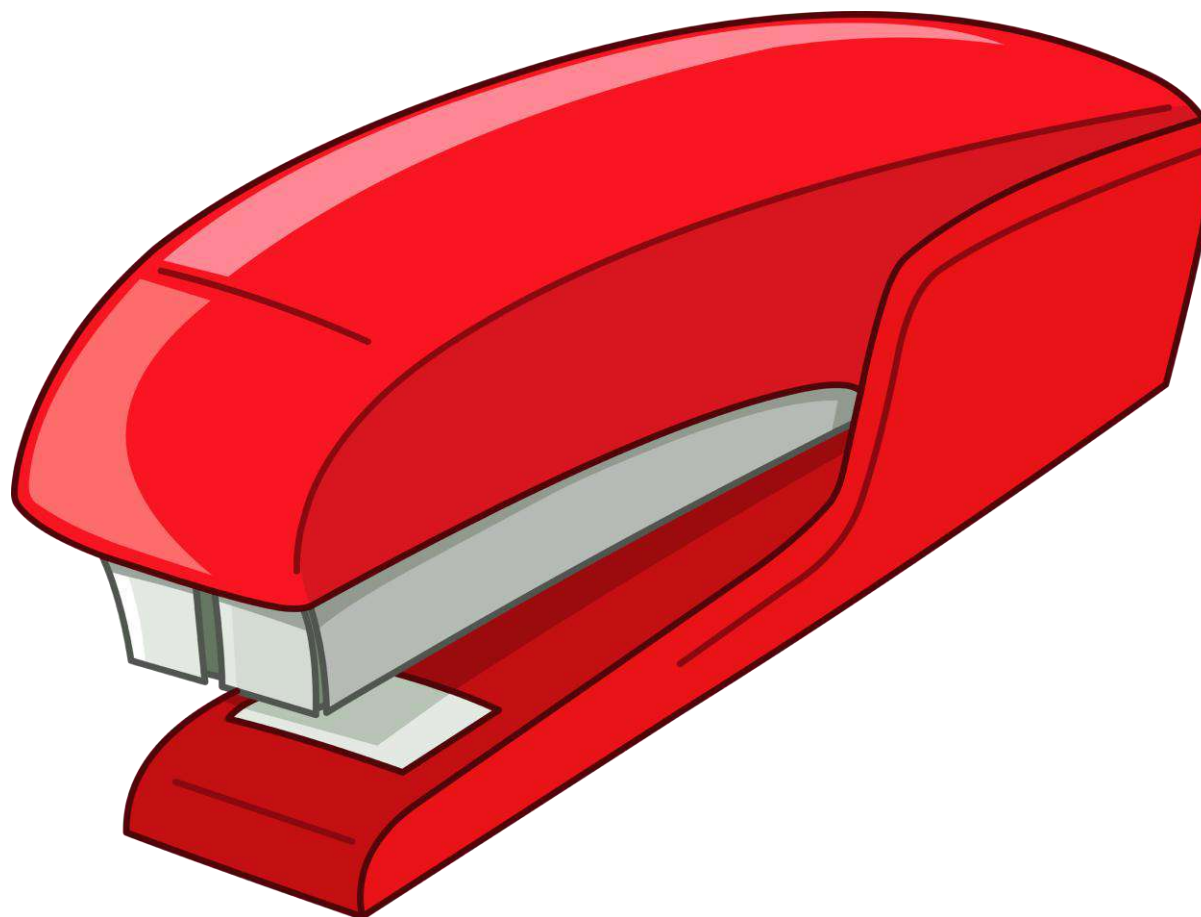











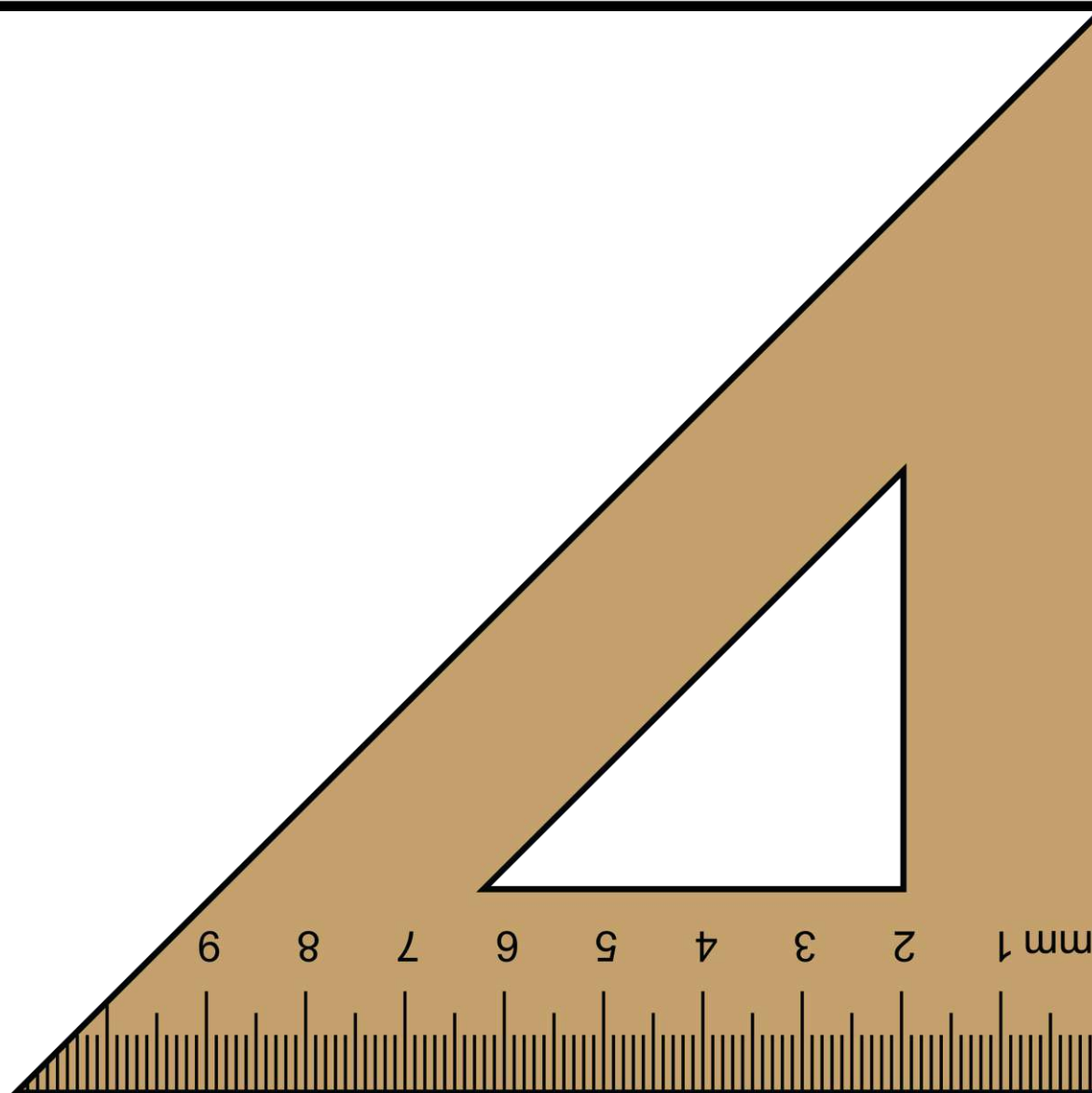








































paper

Copyright © 02/05/2021 englishworksheets.com. All rights reserved.



pencil

Copyright © 02/05/2021 englishworksheets.com. All rights reserved.




notebook

Copyright © 02/05/2021 englishworksheets.com. All rights reserved.



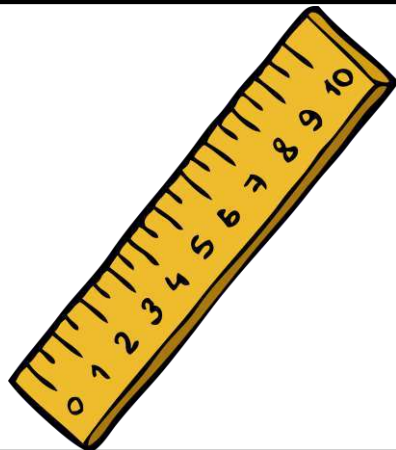
sharpener

Copyright © 02/05/2021 englishworksheets.com. All rights reserved.




eraser

Copyright © 02/05/2021 englishworksheets.com. All rights reserved.



ruler

Copyright © 02/05/2021 englishworksheets.com. All rights reserved.



coloured pencil

Copyright © 02/05/2021 englishworksheets.com. All rights reserved.



crayon

Copyright © 02/05/2021 englishworksheets.com. All rights reserved.



scissors

Copyright © 02/05/2021 englishsheets.com. All rights reserved.




tape

Copyright © 02/05/2021 englishsheets.com. All rights reserved.



glue

Copyright © 02/05/2021 englishsheets.com. All rights reserved.




pen

Copyright © 02/05/2021 englishsheets.com. All rights reserved.



palette

Copyright © 02/05/2021 englishsheets.com. All rights reserved.




paintbrush

Copyright © 02/05/2021 englishsheets.com. All rights reserved.



pencil box

Copyright © 02/05/2021 englishsheets.com. All rights reserved.




paper clips

Copyright © 02/05/2021 englishsheets.com. All rights reserved.



paint

Copyright © 02/05/2021 englishworksheets.com. All rights reserved.



highlighter

Copyright © 02/05/2021 englishworksheets.com. All rights reserved.



marker

Copyright © 02/05/2021 englishworksheets.com. All rights reserved.



folder

Copyright © 02/05/2021 englishworksheets.com. All rights reserved.



sticky notes

Copyright © 02/05/2021 englishsheets.com. All rights reserved.




calculator

Copyright © 02/05/2021 englishsheets.com. All rights reserved.



utility knife

Copyright © 02/05/2021 englishsheets.com. All rights reserved.



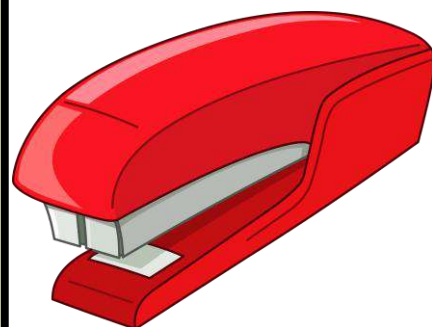
rubber bands

Copyright © 02/05/2021 englishsheets.com. All rights reserved.




staple remover

Copyright © 02/05/2021 englishsheets.com. All rights reserved.



stapler

Copyright © 02/05/2021 englishsheets.com. All rights reserved.




hole punch

Copyright © 02/05/2021 englishsheets.com. All rights reserved.



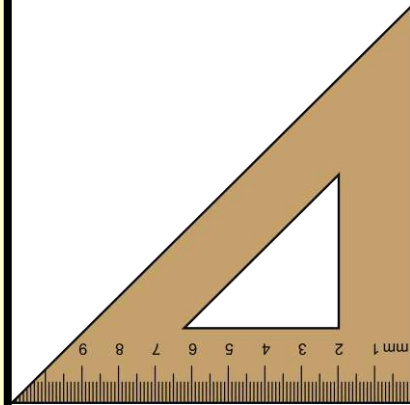
bulldog clip

Copyright © 02/05/2021 englishsheets.com. All rights reserved.



protractor

Copyright © 02/05/2021 englishworksheets.com. All rights reserved.




set square

Copyright © 02/05/2021 englishworksheets.com. All rights reserved.



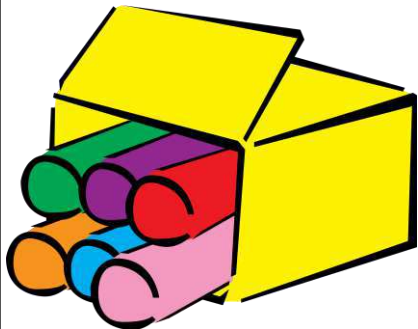
compass

Copyright © 02/05/2021 englishworksheets.com. All rights reserved.



rubber stamp

Copyright © 02/05/2021 englishworksheets.com. All rights reserved.



chalk

Copyright © 02/05/2021 englishworksheets.com. All rights reserved.



diary

Copyright © 02/05/2021 englishworksheets.com. All rights reserved.



clipboard

Copyright © 02/05/2021 englishworksheets.com. All rights reserved.




glue stick

Copyright © 02/05/2021 englishworksheets.com. All rights reserved.



pushpins

Copyright © 02/05/2021 englishworksheets.com. All rights reserved.




envelope

Copyright © 02/05/2021 englishworksheets.com. All rights reserved.



notepad

Copyright © 02/05/2021 englishworksheets.com. All rights reserved.



ring binders

Copyright © 02/05/2021 englishworksheets.com. All rights reserved.

STATIONERY OBJECTS FIDGET SPINNER GAME



- Cut a small arrow from paper or craft foam and stick it onto the fidget spinner as your pointer.
- Place the fidget spinner in the middle of the vocabulary circle.
- Spin it and say the word quickly!

STATIONERY OBJECTS FIDGET SPINNER GAME



- Cut a small arrow from paper or craft foam and stick it onto the fidget spinner as your pointer.
- Place the fidget spinner in the middle of the vocabulary circle.
- Spin it and say the word quickly!

STATIONERY OBJECTS FIDGET SPINNER GAME




- Cut a small arrow from paper or craft foam and stick it onto the fidget spinner as your pointer.
- Place the fidget spinner in the middle of the vocabulary circle.
- Spin it and say the word quickly!

STATIONERY OBJECTS FIDGET SPINNER GAME



- Cut a small arrow from paper or craft foam and stick it onto the fidget spinner as your pointer.
- Place the fidget spinner in the middle of the vocabulary circle.
- Spin it and say the word quickly!



paper




pencil



notebook




sharpener




eraser




ruler




coloured
pencil



crayon



scissors



tape



glue



pen



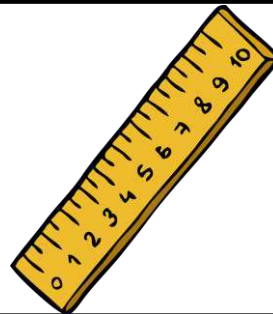
palette




paintbrush



pencil box



paper clips



paint



highlighter



marker



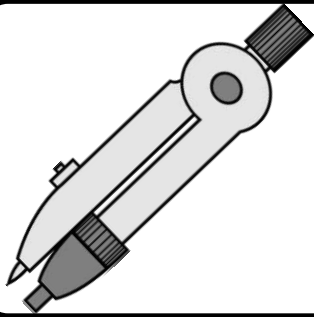
folder



sticky notes




calculator



utility knife



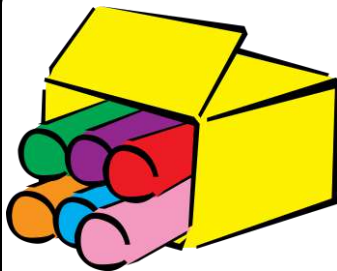
rubber bands




staple
remover



stapler



hole punch



bulldog clip




protractor



set square



compass




rubber
stamp



chalk



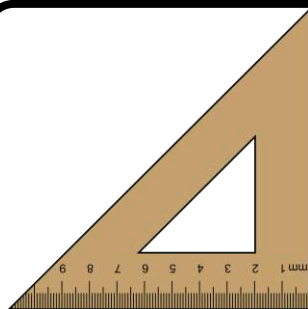
diary




clipboard




glue stick




pushpins



envelope



notepad




ring binders

SEASONS: SUMMER PICTURE DICTIONARY




beach



sunny




swimming



hot



sunburn



ice cream



sandcastle



holiday



shorts




t-shirt



swimsuit



picnic



sunglasses



sunscreen



camping




surfing

SEASONS: SUMMER PICTURE DICTIONARY



beach



sunny




swimming




hot



sunburn



ice cream



sandcastle



holiday



shorts



t-shirt



swimsuit



picnic



sunglasses



sunscreen



camping



surfing

SUMMER VOCABULARY MATCHING WORKSHEET

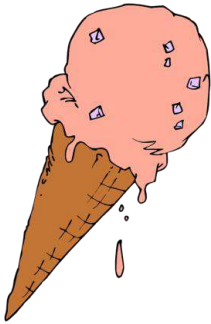
Choose the correct words from the list below and write them under the correct pictures






WORD LIST

- beach
- sunny
- swimming
- hot
- sunburn
- ice cream
- sandcastle
- holiday
- shorts
- t-shirt
- swimsuit
- picnic
- sunglasses
- sunscreen
- camping
- surfing







SUMMER VOCABULARY MATCHING WORKSHEET ANSWER KEY

Choose the correct words from the list below and write them under the correct pictures



hot



shorts



holiday



sunscreen




picnic



swimming

WORD LIST

- beach
- sunny
- swimming
- hot
- sunburn
- ice cream
- sandcastle
- holiday
- shorts
- t-shirt
- swimsuit
- picnic
- sunglasses
- sunscreen
- camping
- surfing



ice cream




surfing



swimsuit



beach



sunglasses



sunburn



t-shirt



camping



sunny




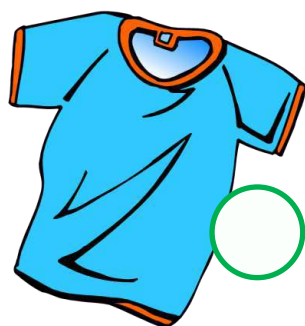
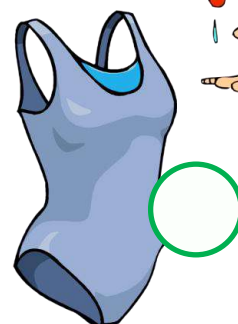




sandcastle

SUMMER VOCABULARY WORD SEARCH PUZZLE

Find and circle the words in the word search puzzle and number the pictures


h	o	t	h	r	k	b	x	b	f	l	o	b	n	b
s	u	n	b	u	r	n	i	p	i	r	u	d	h	b
r	y	g	k	j	s	a	n	d	c	a	s	t	l	e
s	x	b	d	t	e	s	b	s	e	v	e	t	g	k
u	v	p	y	a	s	u	s	r	c	m	f	e	x	t
n	r	d	a	s	u	n	u	g	r	x	c	p	u	s
n	g	d	s	w	r	s	n	j	e	e	r	h	e	h
y	s	t	h	i	f	c	g	r	a	h	m	b	i	i
o	q	z	o	m	i	r	l	z	m	l	i	i	f	r
t	k	b	r	m	n	e	a	m	w	i	x	n	y	t
g	b	c	t	i	g	e	s	c	a	m	p	i	n	g
d	f	z	s	n	n	n	s	w	i	m	s	u	i	t
g	k	m	s	g	l	a	e	b	e	a	c	h	t	n
p	i	c	n	i	c	m	s	s	h	o	w	m	j	g
p	u	g	h	o	l	i	d	a	y	s	x	o	g	p

1. beach
2. sunny
3. swimming
4. hot
5. sunburn
6. ice cream
7. sandcastle
8. holiday
9. shorts
10. t-shirt
11. swimsuit
12. picnic
13. sunglasses
14. sunscreen
15. camping
16. surfing




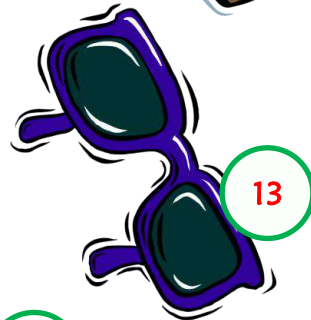


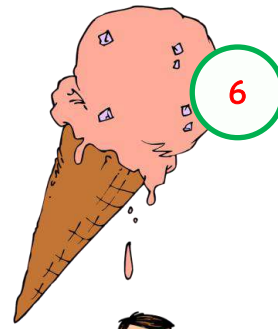


SUMMER VOCABULARY WORD SEARCH PUZZLE ANSWER KEY

Find and circle the words in the word search puzzle and number the pictures


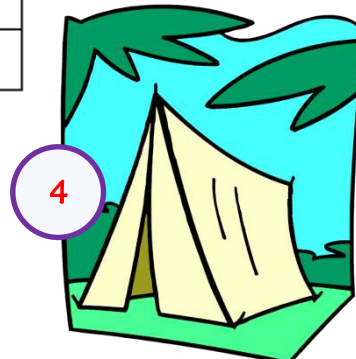

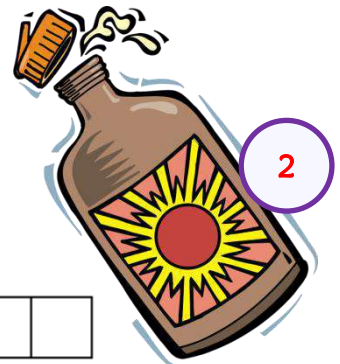
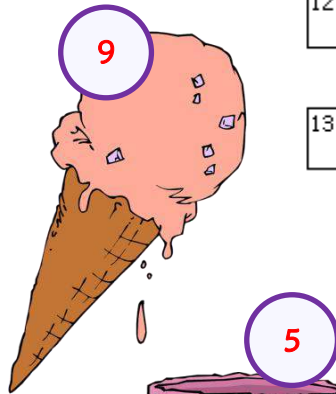
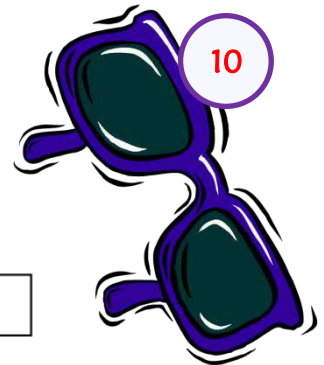


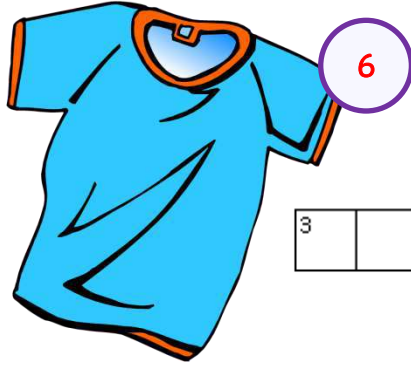





1. beach
2. sunny
3. swimming
4. hot
5. sunburn
6. ice cream
7. sandcastle
8. holiday
9. shorts
10. t-shirt
11. swimsuit
12. picnic
13. sunglasses
14. sunscreen
15. camping
16. surfing



SUMMER ESL CROSSWORD PUZZLE

Look at the numbers on the pictures and write the summer vocabulary in the crossword puzzle



ANSWER KEY

Across

- 1. swimsuit
- 2. sunscreen
- 3. picnic
- 5. shorts
- 7. hot
- 8. surfing
- 11. beach
- 12. sunburn
- 13. holiday
- 14. swimming

Down

- 1. sandcastle
- 2. sunny
- 4. camping
- 6. tshirt
- 9. icecream
- 10. sunglasses


SUMMER MISSING LETTERS IN WORDS

Write the missing letters in the boxes to complete the summer vocabulary




b _ _ ch

s _ nny



s w _ m m _ n g

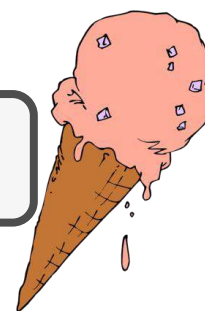


h _ t




s _ n b _ r n

_ c _ cr _ _ m



s _ n d c _ s t l _



h _ l _ d _ y



s h _ r t s

t - s h _ r t



s w _ m s _ _ t



p _ c n _ c



s _ n s c r _ _ n

c _ m p _ n g



s _ r f _ n g



s _ n g l _ s s _ s


SUMMER MISSING LETTERS IN WORDS ANSWER KEY

Write the missing letters in the boxes to complete the summer vocabulary




beach

sunny



swimming

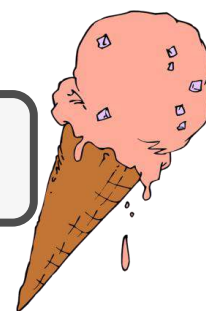


hot




sunburn

ice cream



sandcastle



holiday



shorts

t-shirt



swims_it



picnic



sunscreen



camping



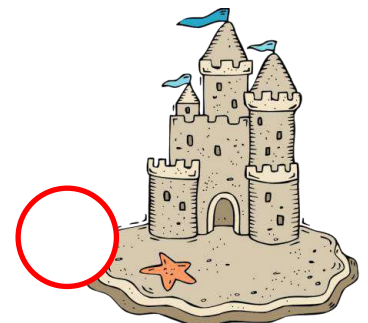




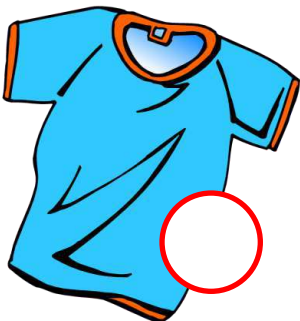

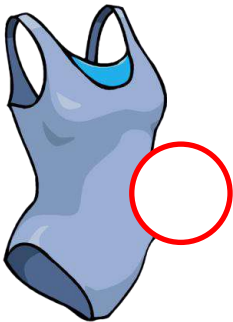



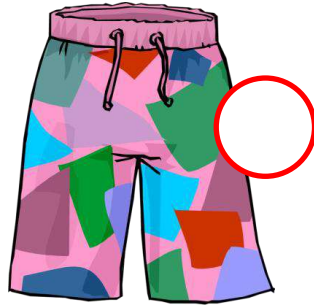

surfing



sunglasses

SUMMER UNSCRAMBLE THE WORDS

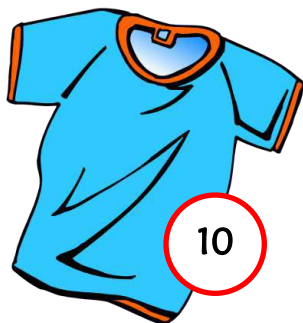
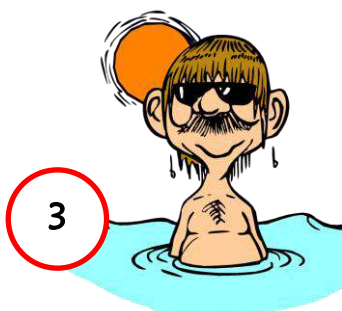
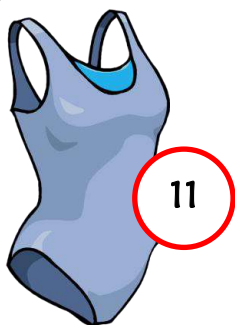
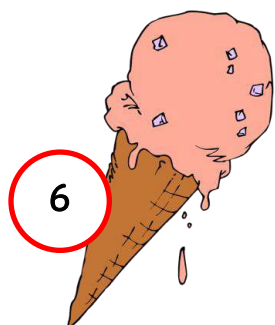

Unscramble the summer vocabulary and number the pictures






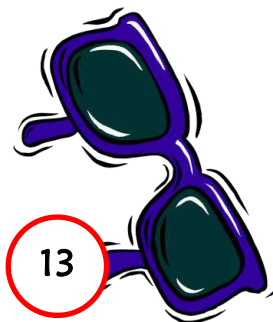
1. baceh _____
2. ysnun _____
3. iswmgmni _____
4. tho _____
5. ununrbs _____
6. eci cemar _____
7. ansldtsaec _____
8. hlydaio _____
9. hrosst _____
10. t-isrht _____
11. tmsuwiis _____
12. incdpi _____
13. algseussn _____
14. esecusnnr _____
15. namcpig _____
16. ugnfisr _____

SUMMER UNSCRAMBLE THE WORDS ANSWER KEY

Unscramble the summer vocabulary and number the pictures



- | | |
|----------------|------------|
| 1. baceh | beach |
| 2. ysnun | sunny |
| 3. iswmgmni | swimming |
| 4. tho | hot |
| 5. ununrbs | sunburn |
| 6. eci cemar | ice cream |
| 7. ansldtsaec | sandcastle |
| 8. hlydaio | holiday |
| 9. hrosst | shorts |
| 10. t-isrht | t-shirt |
| 11. tmsuwiis | swimsuit |
| 12. inccpi | picnic |
| 13. algssuussn | sunglasses |
| 14. esecusnnr | sunscreen |
| 15. namcpig | camping |
| 16. ugnfisr | surfing |




SUMMER MULTIPLE CHOICE TEST


Look at the pictures, choose and circle the correct option.




- a) ice cream
- b) beach
- c) t-shirt
- d) surfing




- a) holiday
- b) shorts
- c) camping
- d) sunny




- a) swimming
- b) sunburn
- c) picnic
- d) sunscreen



- a) swimsuit
- b) sandcastle
- c) hot
- d) sunglasses




- a) sunny
- b) picnic
- c) sunburn
- d) camping




- a) swimsuit
- b) swimming
- c) surfing
- d) ice cream



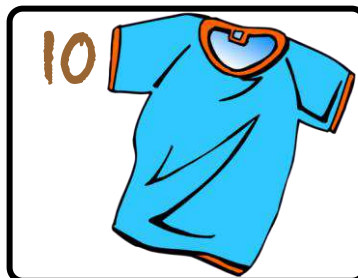
- a) sandcastle
- b) hot
- c) t-shirt
- d) sunglasses




- a) beach
- b) holiday
- c) shorts
- d) sunscreen



- a) hot
- b) shorts
- c) camping
- d) sandcastle




- a) t-shirt
- b) beach
- c) holiday
- d) surfing



- a) sunny
- b) sunglasses
- c) swimsuit
- d) ice cream



- a) sunburn
- b) swimming
- c) sunscreen
- d) picnic




- a) swimming
- b) sunglasses
- c) sandcastle
- d) swimsuit



- a) sunscreen
- b) ice cream
- c) picnic
- d) beach



- a) sunburn
- b) shorts
- c) camping
- d) sunny



- a) surfing
- b) sunny
- c) holiday
- d) t-shirt

SUMMER MULTIPLE CHOICE TEST ANSWER KEY

TEST 1

1) b

2) d

3) a

4) c

5) c

6) d

7) a

8) b

9) b

10) a

11) c

12) d

13) b


14) a

15) c

16) a



beach



sunny



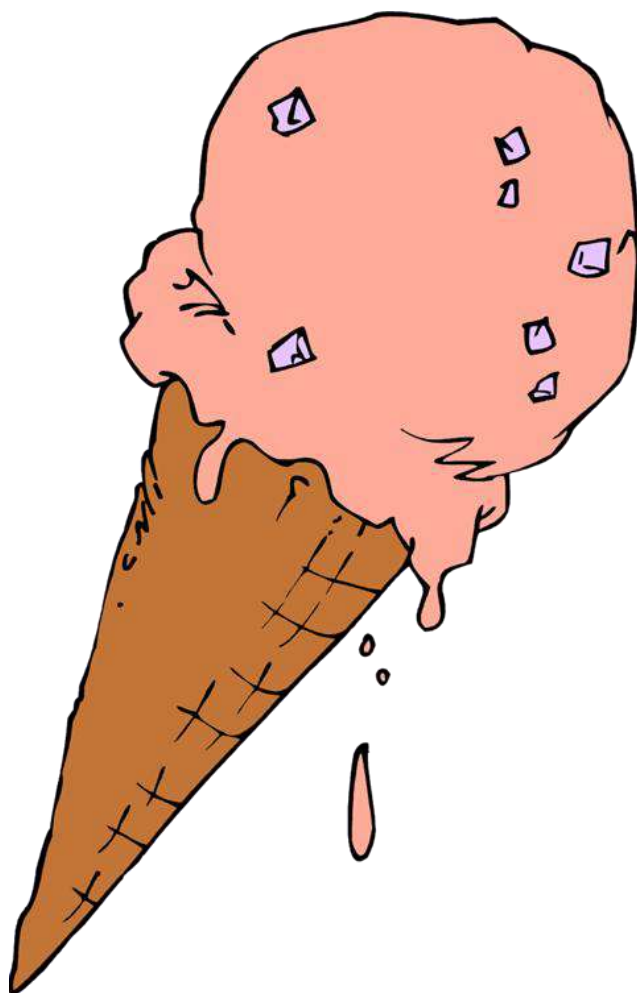
swimming




hot




sunburn



ice cream



sandcastle



holiday



shorts




t-shirt



swimsuit



picnic



sunglasses



sunscreen




camping



surfing

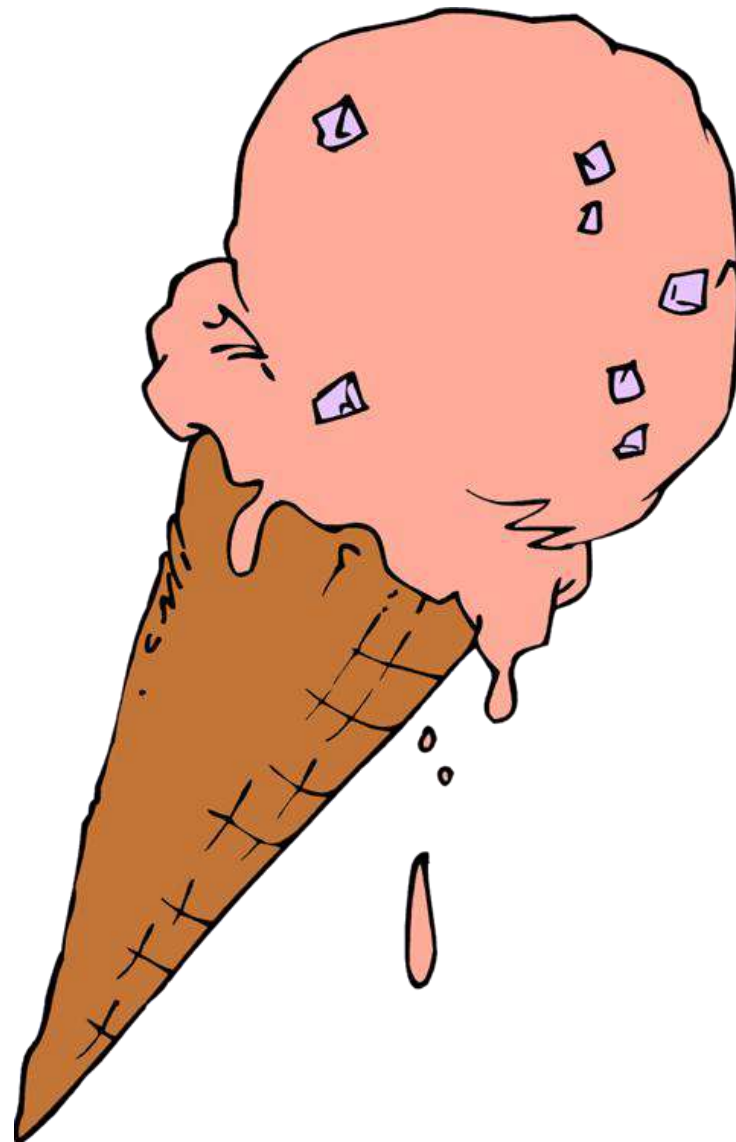






































beach

Copyright © 16/11/2019 englishsheets.com. All rights reserved.




sunny

Copyright © 16/11/2019 englishsheets.com. All rights reserved.



swimming

Copyright © 16/11/2019 englishsheets.com. All rights reserved.




hot

Copyright © 16/11/2019 englishsheets.com. All rights reserved.



sunburn

Copyright © 16/11/2019 englishsheets.com. All rights reserved.



ice cream

Copyright © 16/11/2019 englishsheets.com. All rights reserved.



sandcastle

Copyright © 16/11/2019 englishsheets.com. All rights reserved.



holiday

Copyright © 16/11/2019 englishsheets.com. All rights reserved.



shorts

Copyright © 16/11/2019 englishsheets.com. All rights reserved.



t-shirt

Copyright © 16/11/2019 englishsheets.com. All rights reserved.




swimsuit

Copyright © 16/11/2019 englishsheets.com. All rights reserved.



picnic

Copyright © 16/11/2019 englishsheets.com. All rights reserved.



sunglasses

Copyright © 16/11/2019 englishsheets.com. All rights reserved.



sunscreen

Copyright © 16/11/2019 englishsheets.com. All rights reserved.



camping

Copyright © 16/11/2019 englishsheets.com. All rights reserved.



surfing

Copyright © 16/11/2019 englishsheets.com. All rights reserved.

SUMMER FIDGET SPINNER GAME




- Cut a small arrow from paper or craft foam and stick it onto the fidget spinner as your pointer.
- Place the fidget spinner in the middle of the vocabulary circle.
- Spin it and say the word quickly!

SUMMER FIDGET SPINNER GAME




- Cut a small arrow from paper or craft foam and stick it onto the fidget spinner as your pointer.
- Place the fidget spinner in the middle of the vocabulary circle.
- Spin it and say the word quickly!



beach



sunny



swimming



hot



sunburn



ice cream



sandcastle



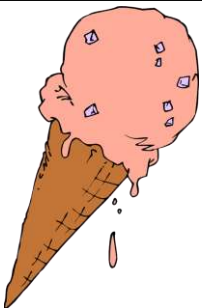
holiday



shorts



t-shirt



swimsuit



picnic



sunglasses



sunscreen



camping



surfing

THE FROG PRINCE

One summer's evening a young princess was out for a stroll in the park. She held in her hands her favourite plaything - a golden ball. She was tossing the ball up in the air and as high as she could and waited for the ball to fall to the ground. She threw the ball so high that the princess didn't see where the ball had gone, but she heard a heavy splash coming from the nearby lake. "Oh, no! I can't believe I lost my ball," wept the princess in despair. "How am I going to tell my father that I lost the precious gift he gave me? I would give anything to be able to get it back."

A frog overheard what had happened. "Princess would you like me to help you get the ball out of the lake?" he asked, kindly.

"Yes, yes, that would be lovely," clapped the princess happily, "I will give you as many gems and diamonds as you ask for."

But the frog shook his head. "I don't want your treasure; it's of no use to me. What I ask is that you love me and let me live with you and eat from your plate and sleep in your bed."

"What a terrible idea," thought the princess, "I doubt that the nasty frog will ever be able to find my ball and even if he did, he wouldn't be able to come to visit me - the castle is too far for him". So she replied:

"Yes, sure, just bring me my ball and I will grant your wishes."

The frog dived under the water and soon his head popped out of the surface. "Here you are, my queen - your ball," he said and, coming out of the lake, he rolled her golden ball towards her. The princess took her favourite plaything and ran towards the castle overjoyed. She forgot what she had promised the frog and left him calling after her, "Princess, take me with you as you promised." But she never turned back.

The next day the princess was sitting with her family at the dinner table when someone knocked gently on the door and was surprised to see that it was the frog, who had somehow succeeded to reach the palace on his own. The princess shut the door immediately and sat back at the table.

"Who was it that upset you so much, my darling?" her father asked.

"Oh, father..." said the princess not knowing how to explain what happened at the lake, "Yesterday I was playing with the gold ball that you gave me as a present, when I dropped it in the lake. There was a frog there and the frog offered to help me get it out from the lake bottom. In return I had to promise that he could live with me here."

The king thought for a while, but then he said, "You are a princess and princesses should never give empty promises. Stick to your words and let him in."

The princess went to open the door and the frog jumped to the dinner table, making nasty tapping and splashing sounds. The frog turned his head to the princess. "Please lift me so that I can sit on the chair next to you," he asked. The princess placed the frog on the chair next to her. She was wiping her hand in disgust when the frog spoke again. "Lift me on the



table now, so that I can eat off your gold plate.” The princess took him in her hand unwillingly and put him next to her plate. After dinner the frog spoke again. “I am so tired now” he said. “Take me to your bedroom and put me in your bed.” So the princess took him to her chamber and left him on the pillow next to hers. The frog slept next to the princess as she had promised him and in the morning he hopped downstairs and went out of the castle. “Phew” sighed the princess when she woke up and saw that the frog was gone, “He won’t bother me again, now that I have granted him the wish.” But she was wrong, because the frog came back in the evening. She was already in bed when she heard the same gentle knock on the door. She opened the door and the frog jumped in with a tapping sound. He asked the princess to sleep next to her and she put him on the pillow. The next morning the princess woke up and saw that the frog was gone. She really hoped that it was the last night she had to sleep next to a frog. But the evening came and the frog came along with it for a third time. She let him in her room again but she had started to think of a way to get rid of him. With plans running through her mind she fell asleep.

When she woke up in the morning the frog was gone and a handsome prince was looking at her with his beautiful brown eyes. She was pleasantly shocked, but she couldn’t understand what happened overnight. The prince told her the story of the curse that had been put on him. “I was a prince and I lived in a castle just like you, but then one day a spiteful fairy put a spell on me. I had to find a princess who would let me to live with her, eat from her plate and sleep in her bed, so that I could break the spell. I am so happy that you were that princess, who got me out of my misery,” he said.

He kneeled down and took her hand in his. “I wish nothing else from you, but to marry me and live with me in my father’s kingdom.” The young princess didn’t take long to agree. The king gave the princess one of his horses. The young prince and the princess rode off together to his father’s castle. They married and lived together happily for a great many years.

THE FROG PRINCE

COMPREHENSION QUESTIONS

1. What was the princess doing when she dropped her golden ball into the lake?
2. What did she offer the frog for bringing the golden ball back to her?
3. What did she promise to do if the frog brought the golden ball back?
4. Did she keep her promise when the frog brought back the golden ball?
5. Who did she see when she left the table and opened the door?
6. Why did the princess have to let the frog live with her?
7. What happened to the frog in the end?



CIRCLE THE CORRECT CHOICE

1. The princess thought that it was a idea when she heard the frog's offer.
terrible / great / acceptable
2. She thought that the frog could not come as the castle was too for him.
cold / far / big
3. The princess and her family were sitting at the table when the frog came.
breakfast / lunch / dinner
4. The king told the princess that a princess should never give promises.
quick / little / empty
5. The young princess found it when the frog sat and ate with her.
enjoyable / disgusting / terrifying
6. A fairy had put a curse on the handsome prince.
pretty / lovely / spiteful

WRITE TRUE OR FALSE

1. _____ The princess was walking her dog in the park when she saw a frog.
2. _____ The frog dived under the water, but he could not find the golden ball.
3. _____ The princess was not happy to live with the frog, but she had to.
4. _____ The frog slept next to the princess for three days.
5. _____ The prince came to the castle to ask for his frog and get him back.

ANSWER KEY

Comprehension Questions

1. She was playing with it.
2. She offered him as many gems and diamonds as he asked for.
3. She promised to let him live with her, eat from her plate and sleep in her bed.
4. No, she didn't.
5. She saw the frog.
6. Because her father told that a princess should never give empty promises.
7. He turned into a handsome prince.

Write True or False

1. False
2. False
3. True
4. True
5. False

Circle the Correct Choice

1. terrible
2. far
3. dinner
4. empty
5. disgusting
6. spiteful

THE FROG PRINCE


Read the texts in the boxes and number them from 1 to 8 to sequence the fairy tale



She was really disgusted. After dinner, the frog said that he was tired and wanted her to take him to her bedroom and put him in her bed. The frog slept in her bed as she had promised and left the castle in the morning. The princess thought he would never come back, but the frog came back in the evening as she was about to sleep in her bed.



He said he was a prince and he lived in a castle, but a spiteful fairy came and put a spell on him. He had to find a princess who would let him live with her, eat from her plate and sleep in her bed to break the spell. He added that he was happy that she was that princess. The prince took her to his kingdom. They married and lived together happily.



A frog had overheard what had happened and asked her if she wanted him to bring the golden ball back. She said she would give him as many gems as he wanted in return but he refused. He only asked for the princess to love him and let him live with her, eat from her plate and sleep in her bed. The princess thought the idea was terrible.



One summer evening a young princess was out for a stroll in the park. She was playing with her golden ball that her father gave her as a gift. She was tossing it up in the air as high as she could. She threw the ball so high and it fell into the nearby lake. She wept hopelessly thinking how she could tell it to her father.



He asked the princess to sleep in her bed and she put him on the pillow. The next morning the frog was gone again. The princess hoped that it was the last night she had to sleep next to a frog. But the evening came and the frog came along for a third time. She let him in her room again, but she really wanted to get rid of him.



She immediately shut the door and sat back at the table. Her father asked her what the problem was and she told everything to him. The king thought for a while and told her that a princess should always keep her promises. Then she had to open the door and let the frog in. The frog jumped to the dinner table and ate from her plate.



With plans in her mind, she fell asleep. When she woke up in the morning, the frog was gone and a handsome prince was looking at her with his beautiful brown eyes. She was pleasantly shocked, but she could not understand what had happened overnight. The prince told her the story of the curse that had been put on him.



But since she believed that the frog could not come to visit her as the castle was too far for him, she accepted it. When the frog dived into the lake and brought back her golden ball, she took it and ran towards the castle. The next day the princess was having dinner when someone knocked the door. She opened the door and it was the frog.

THE FROG PRINCE

Read the texts in the boxes and number them from 1 to 8 to sequence the fairy tale

5

She was really disgusted. After dinner, the frog said that he was tired and wanted her to take him to her bedroom and put him in her bed. The frog slept in her bed as she had promised and left the castle in the morning. The princess thought he would never come back, but the frog came back in the evening as she was about to sleep in her bed.

8

He said he was a prince and he lived in a castle, but a spiteful fairy came and put a spell on him. He had to find a princess who would let him live with her, eat from her plate and sleep in her bed to break the spell. He added that he was happy that she was that princess. The prince took her to his kingdom. They married and lived together happily.

2

A frog had overheard what had happened and asked her if she wanted him to bring the golden ball back. She said she would give him as many gems as he wanted in return but he refused. He only asked for the princess to love him and let him live with her, eat from her plate and sleep in her bed. The princess thought the idea was terrible.

1

One summer evening a young princess was out for a stroll in the park. She was playing with her golden ball that her father gave her as a gift. She was tossing it up in the air as high as she could. She threw the ball so high and it fell into the nearby lake. She wept hopelessly thinking how she could tell it to her father.

6

He asked the princess to sleep in her bed and she put him on the pillow. The next morning the frog was gone again. The princess hoped that it was the last night she had to sleep next to a frog. But the evening came and the frog came along for a third time. She let him in her room again, but she really wanted to get rid of him.

4

She immediately shut the door and sat back at the table. Her father asked her what the problem was and she told everything to him. The king thought for a while and told her that a princess should always keep her promises. Then she had to open the door and let the frog in. The frog jumped to the dinner table and ate from her plate.

7

With plans in her mind, she fell asleep. When she woke up in the morning, the frog was gone and a handsome prince was looking at her with his beautiful brown eyes. She was pleasantly shocked, but she could not understand what had happened overnight. The prince told her the story of the curse that had been put on him.

3

But since she believed that the frog could not come to visit her as the castle was too far for him, she accepted it. When the frog dived into the lake and brought back her golden ball, she took it and ran towards the castle. The next day the princess was having dinner when someone knocked the door. She opened the door and it was the frog.

ANSWER KEY

